

# Belfair Towne Village

Bluffton, SC

## Demographic Summary Report

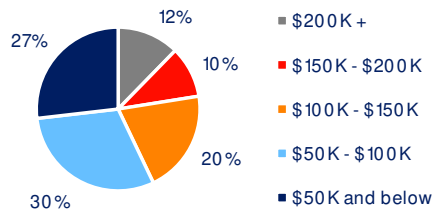
2020 Census, 2024 Estimates & 2029 Projections  
Source: Synergos Technologies, Inc

Current Year Demographics	1-Mile Radius	3-Mile Radius	5-Mile Radius	10-Min Drive
Current Population	5,833	26,575	49,300	48,297
Total Daytime Population	7,921	27,858	48,797	46,133
Workplace Population	3,988	10,656	14,793	15,484
Average Household Income	\$93,615	\$112,132	\$129,289	\$120,014
Median Household Income	\$75,464	\$88,290	\$95,876	\$91,317
Total Households	2,328	10,381	19,304	19,350
Median Home Value	\$586,967	\$610,074	\$642,086	\$615,241
College (4+)	37.2%	43.8%	46.6%	45.9%
Total Consumer Spending/Capita (Weekly)	\$453	\$464	\$474	\$461
% of Households with Children	33.5%	31.0%	27.8%	26.3%

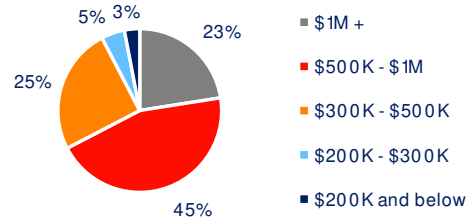
### 2029 Demographic Projections

Projected Population	6,195	28,355	53,167	51,857
Projected Annual Growth Rate	1.2%	1.3%	1.5%	1.4%
Projected Total Growth Rate (5-Yr)	6.2%	6.7%	7.8%	7.4%

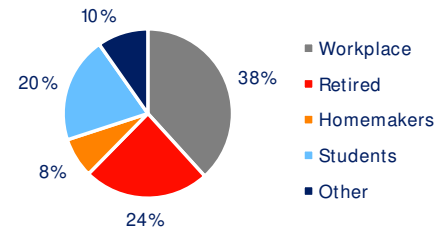
### 3-Mile Radius Section Detail



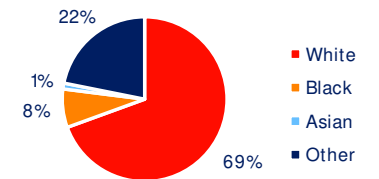
Household Income



Home Value



Daytime Population



Hispanic Origin: 23.6%  
Race