

Stratford Square

Stratford, CT

Demographic Summary Report

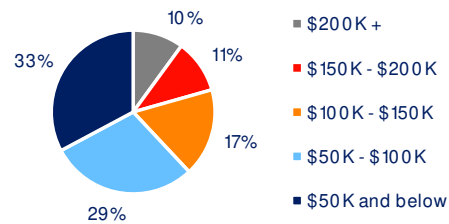
2020 Census, 2024 Estimates & 2029 Projections
Source: Synergos Technologies, Inc

Current Year Demographics	1-Mile Radius	3-Mile Radius	5-Mile Radius	10-Min Drive
Current Population	11,407	100,375	221,757	240,163
Total Daytime Population	15,576	96,481	221,261	233,526
Workplace Population	8,628	37,106	76,860	83,185
Average Household Income	\$113,931	\$101,641	\$98,600	\$100,457
Median Household Income	\$88,651	\$76,211	\$71,537	\$72,050
Total Households	4,623	38,660	83,483	91,367
Median Home Value	\$434,388	\$409,893	\$413,714	\$420,217
College (4+)	41.5%	29.9%	29.8%	30.8%
Total Consumer Spending/Capita (Weekly)	\$568	\$541	\$533	\$539
% of Households with Children	24.0%	26.6%	27.5%	27.3%

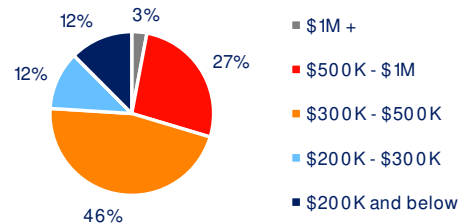
2029 Demographic Projections

Projected Population	11,322	100,660	223,564	242,969
Projected Annual Growth Rate	-0.2%	0.1%	0.2%	0.2%
Projected Total Growth Rate (5-Yr)	-0.7%	0.3%	0.8%	1.2%

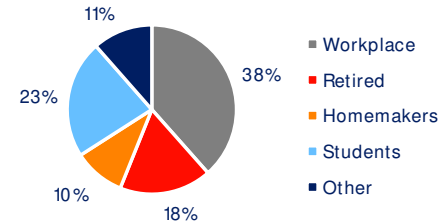
3-Mile Radius Section Detail



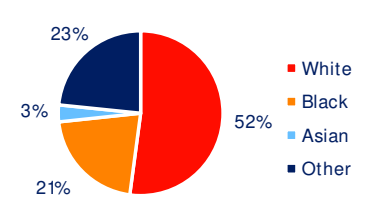
Household Income



Home Value



Daytime Population



Hispanic Origin: 28%
Race