

Suffolk Plaza

East Setauket, NY

Demographic Summary Report

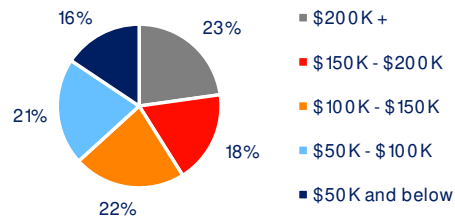
2020 Census, 2024 Estimates & 2029 Projections
Source: Synergos Technologies, Inc

Current Year Demographics	1-Mile Radius	3-Mile Radius	5-Mile Radius	10-Min Drive
Current Population	10,454	93,154	207,904	142,195
Total Daytime Population	10,099	137,218	257,604	192,223
Workplace Population	3,844	50,458	77,100	65,087
Average Household Income	\$141,058	\$156,649	\$159,777	\$160,683
Median Household Income	\$113,505	\$129,816	\$128,365	\$131,463
Total Households	3,998	28,662	69,290	46,056
Median Home Value	\$600,512	\$619,121	\$618,064	\$630,331
College (4+)	46.7%	44.1%	43.9%	44.9%
Total Consumer Spending/Capita (Weekly)	\$582	\$588	\$589	\$584
% of Households with Children	26.0%	29.9%	30.1%	29.8%

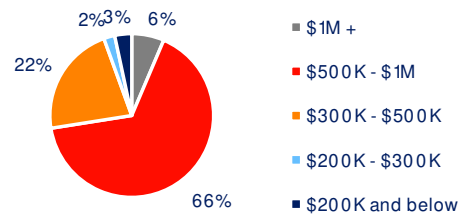
2029 Demographic Projections

Projected Population	10,637	94,267	209,649	143,964
Projected Annual Growth Rate	0.3%	0.2%	0.2%	0.2%
Projected Total Growth Rate (5-Yr)	1.7%	1.2%	0.8%	1.2%

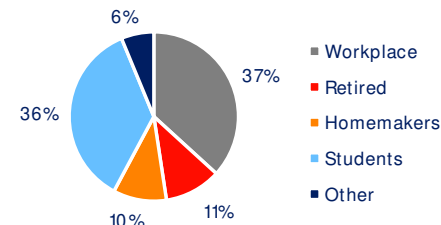
3-Mile Radius Section Detail



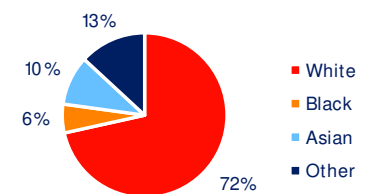
Household Income



Home Value



Daytime Population



Hispanic Origin: 15.1%
Race