

Beltway South

Houston, TX

Demographic Summary Report

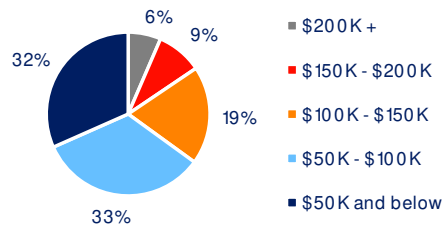
2020 Census, 2024 Estimates & 2029 Projections
Source: Synergos Technologies, Inc

Current Year Demographics	1-Mile Radius	3-Mile Radius	5-Mile Radius	10-Min Drive
Current Population	16,242	107,704	252,058	195,203
Total Daytime Population	14,581	86,469	233,020	187,450
Workplace Population	4,951	26,908	81,264	71,289
Average Household Income	\$78,560	\$90,808	\$97,935	\$89,829
Median Household Income	\$68,087	\$74,237	\$76,558	\$70,695
Total Households	5,886	35,250	85,229	65,393
Median Home Value	\$230,075	\$267,994	\$282,701	\$258,527
College (4+)	18.2%	20.7%	24.5%	20.7%
Total Consumer Spending/Capita (Weekly)	\$412	\$423	\$429	\$419
% of Households with Children	35.3%	38.5%	36.0%	36.4%

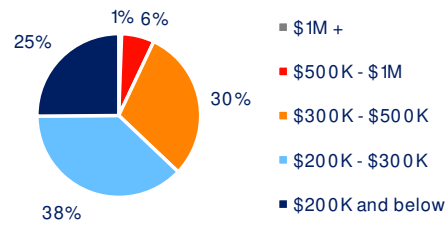
2029 Demographic Projections

Projected Population	16,075	107,057	250,179	194,096
Projected Annual Growth Rate	-0.2%	-0.1%	-0.1%	-0.1%
Projected Total Growth Rate (5-Yr)	-1.0%	-0.6%	-0.7%	-0.6%

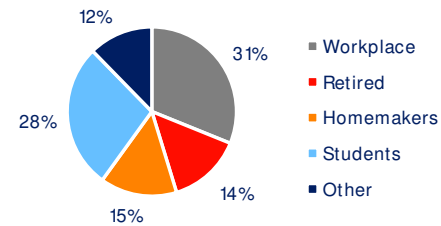
3-Mile Radius Section Detail



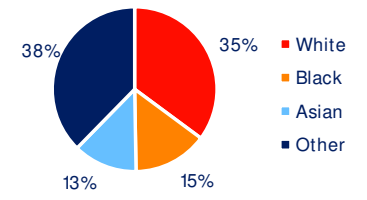
Household Income



Home Value



Daytime Population



Hispanic Origin: 55.3%
Race

BRIXMOR