

Sun Plaza

Fort Walton Beach, FL

Demographic Summary Report

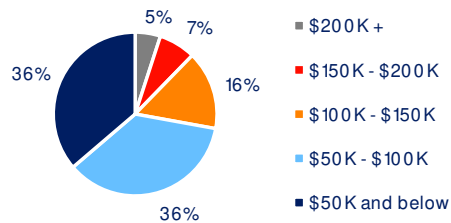
2020 Census, 2024 Estimates & 2029 Projections
Source: Synergos Technologies, Inc

Current Year Demographics	1-Mile Radius	3-Mile Radius	5-Mile Radius	10-Min Drive
Current Population	12,420	58,847	74,822	67,862
Total Daytime Population	11,264	61,258	77,980	71,706
Workplace Population	4,671	30,895	37,818	34,984
Average Household Income	\$87,600	\$85,762	\$91,044	\$89,049
Median Household Income	\$63,029	\$64,162	\$66,913	\$65,796
Total Households	5,058	25,300	31,914	28,934
Median Home Value	\$351,613	\$351,239	\$377,253	\$364,844
College (4+)	26.3%	26.9%	30.9%	29.4%
Total Consumer Spending/Capita (Weekly)	\$427	\$425	\$429	\$425
% of Households with Children	22.4%	22.2%	22.4%	22.8%

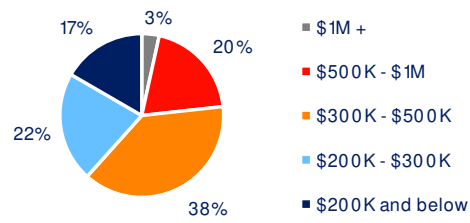
2029 Demographic Projections

Projected Population	11,939	57,308	73,168	66,176
Projected Annual Growth Rate	-0.8%	-0.5%	-0.4%	-0.5%
Projected Total Growth Rate (5-Yr)	-3.9%	-2.6%	-2.2%	-2.5%

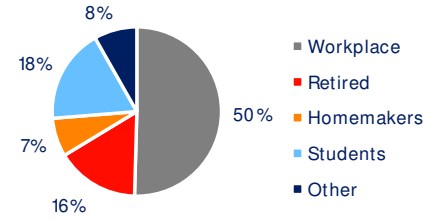
3-Mile Radius Section Detail



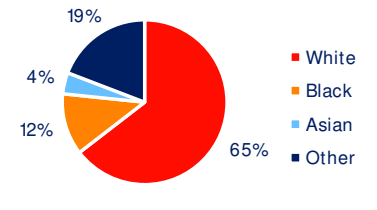
Household Income



Home Value



Daytime Population



Hispanic Origin: 15.2%
Race

BRIXMOR®