

Sunrise Town Center

Sunrise, FL

Demographic Summary Report

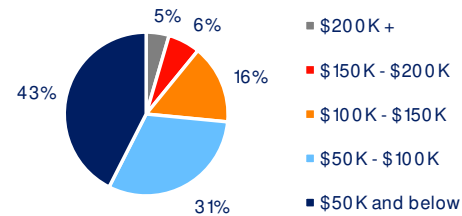
2020 Census, 2024 Estimates & 2029 Projections
Source: Synergos Technologies, Inc

Current Year Demographics	1-Mile Radius	3-Mile Radius	5-Mile Radius	10-Min Drive
Current Population	24,081	210,758	451,531	434,835
Total Daytime Population	19,276	159,136	376,488	385,242
Workplace Population	6,235	46,546	127,071	132,682
Average Household Income	\$68,359	\$80,629	\$87,725	\$86,914
Median Household Income	\$53,061	\$59,897	\$65,075	\$64,770
Total Households	10,193	83,567	173,581	168,023
Median Home Value	\$259,355	\$348,146	\$386,661	\$385,222
College (4+)	23.8%	28.6%	29.1%	29.4%
Total Consumer Spending/Capita (Weekly)	\$454	\$459	\$462	\$457
% of Households with Children	20.1%	23.8%	26.0%	25.6%

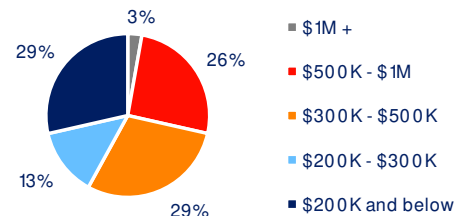
2029 Demographic Projections

Projected Population	24,882	213,220	455,710	439,326
Projected Annual Growth Rate	0.7%	0.2%	0.2%	0.2%
Projected Total Growth Rate (5-Yr)	3.3%	1.2%	0.9%	1.0%

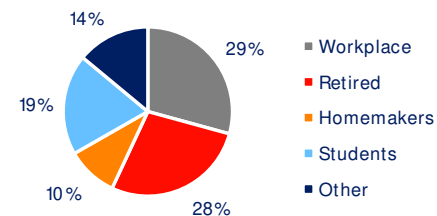
3-Mile Radius Section Detail



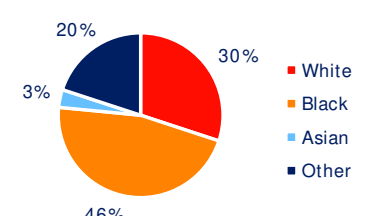
Household Income



Home Value



Daytime Population



Hispanic Origin: 24.5%

Race

