

# Sunshine Square

Medford, NY

## Demographic Summary Report

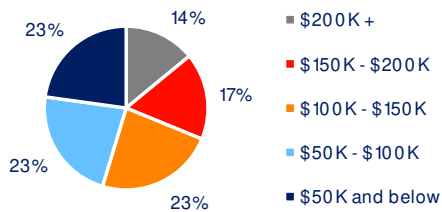
2020 Census, 2024 Estimates & 2029 Projections  
Source: Synergos Technologies, Inc

Current Year Demographics	1-Mile Radius	3-Mile Radius	5-Mile Radius	10-Min Drive
Current Population	7,888	47,443	134,647	91,627
Total Daytime Population	7,065	48,064	134,072	97,406
Workplace Population	3,626	18,062	50,007	37,820
Average Household Income	\$125,096	\$126,891	\$135,601	\$135,965
Median Household Income	\$105,314	\$109,300	\$111,926	\$112,947
Total Households	2,613	15,717	47,370	31,669
Median Home Value	\$504,339	\$518,186	\$501,048	\$519,489
College (4+)	26.1%	25.6%	29.2%	27.8%
Total Consumer Spending/Capita (Weekly)	\$565	\$567	\$571	\$564
% of Households with Children	29.5%	28.4%	26.9%	27.5%

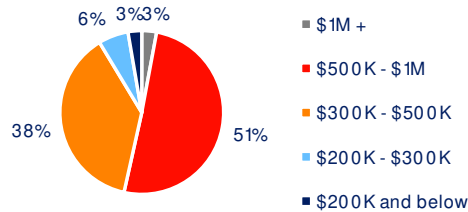
### 2029 Demographic Projections

Projected Population	7,902	48,385	136,794	93,513
Projected Annual Growth Rate	0.0%	0.4%	0.3%	0.4%
Projected Total Growth Rate (5-Yr)	0.2%	2.0%	1.6%	2.1%

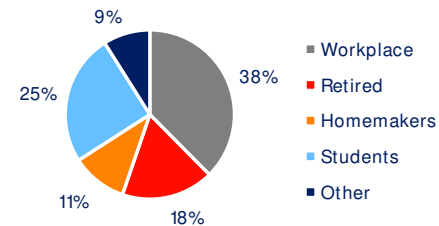
### 3-Mile Radius Section Detail



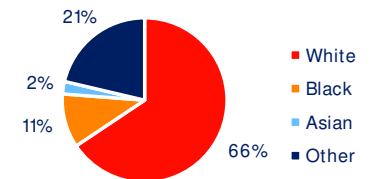
Household Income



Home Value



Daytime Population



Race  
Hispanic Origin: 26.7%