

# Bennetts Mills Plaza

Jackson, NJ

## Demographic Summary Report

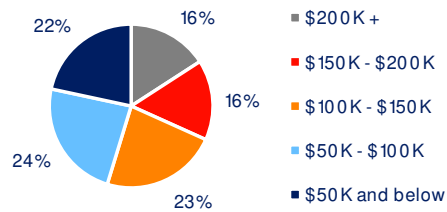
2020 Census, 2024 Estimates & 2029 Projections  
Source: Synergos Technologies, Inc

Current Year Demographics	1-Mile Radius	3-Mile Radius	5-Mile Radius	10-Min Drive
Current Population	11,806	60,241	165,819	80,639
Total Daytime Population	9,650	40,357	130,717	59,689
Workplace Population	2,382	9,833	33,416	15,110
Average Household Income	\$10,1715	\$127,513	\$124,895	\$126,103
Median Household Income	\$83,047	\$109,629	\$102,427	\$108,621
Total Households	4,159	19,273	46,564	25,669
Median Home Value	\$476,206	\$592,690	\$627,255	\$600,986
College (4+)	37.3%	38.3%	36.7%	37.8%
Total Consumer Spending/Capita (Weekly)	\$535	\$554	\$537	\$547
% of Households with Children	33.8%	38.2%	48.0%	38.4%

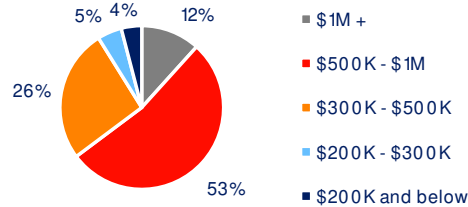
### 2029 Demographic Projections

Projected Population	12,005	61,604	169,185	82,237
Projected Annual Growth Rate	0.3%	0.4%	0.4%	0.4%
Projected Total Growth Rate (5-Yr)	1.7%	2.3%	2.0%	2.0%

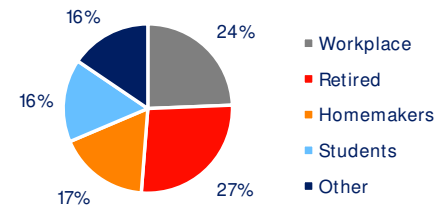
### 3-Mile Radius Section Detail



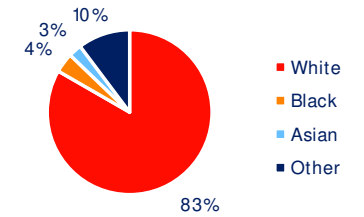
Household Income



Home Value



Daytime Population



Hispanic Origin: 10.7%  
Race

