

Berkshire Crossing

Pittsfield, MA

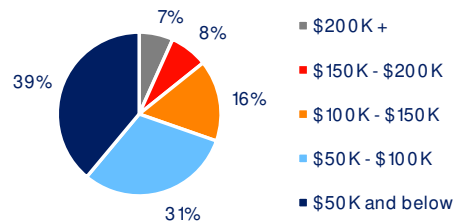
Demographic Summary Report

2020 Census, 2024 Estimates & 2029 Projections
Source: Synergos Technologies, Inc

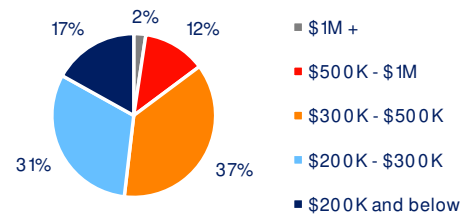
Current Year Demographics	1-Mile Radius	3-Mile Radius	5-Mile Radius	10-Min Drive
Current Population	2,736	29,584	49,960	43,688
Total Daytime Population	3,249	31,273	52,432	45,070
Workplace Population	2,143	14,227	23,013	21,279
Average Household Income	\$80,086	\$92,463	\$95,025	\$90,684
Median Household Income	\$54,008	\$66,372	\$68,752	\$65,340
Total Households	1,279	13,326	22,376	19,631
Median Home Value	\$326,327	\$306,790	\$315,877	\$308,882
College (4+)	31.3%	33.3%	34.1%	33.0%
Total Consumer Spending/Capita (Weekly)	\$513	\$513	\$516	\$516
% of Households with Children	14.7%	23.8%	23.4%	24.0%

2029 Demographic Projections	1-Mile Radius	3-Mile Radius	5-Mile Radius	10-Min Drive
Projected Population	2,669	28,865	48,887	42,668
Projected Annual Growth Rate	-0.5%	-0.5%	-0.4%	-0.5%
Projected Total Growth Rate (5-Yr)	-2.4%	-2.4%	-2.1%	-2.3%

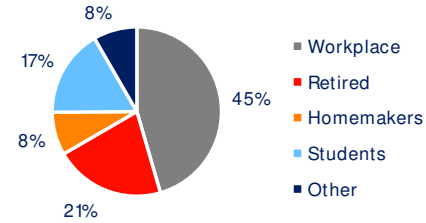
3-Mile Radius Section Detail



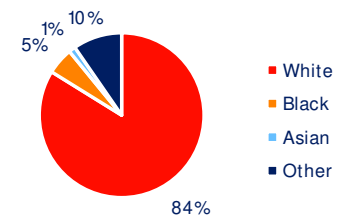
Household Income



Home Value



Daytime Population



Hispanic Origin: 7.2%
Race

BRIXMOR