

# Tanglewilde Center

Houston, TX

## Demographic Summary Report

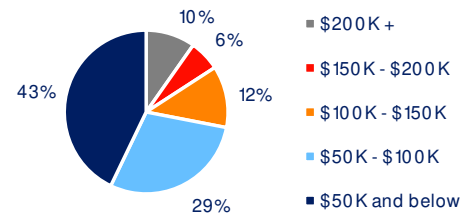
2020 Census, 2024 Estimates & 2029 Projections  
Source: Synergos Technologies, Inc

Current Year Demographics	1-Mile Radius	3-Mile Radius	5-Mile Radius	10-Min Drive
Current Population	27,066	203,603	558,039	340,901
Total Daytime Population	24,388	231,735	674,245	401,451
Workplace Population	11,074	113,864	333,745	197,784
Average Household Income	\$77,753	\$103,655	\$112,891	\$102,297
Median Household Income	\$53,967	\$58,847	\$63,991	\$59,739
Total Households	13,475	87,161	228,099	141,958
Median Home Value	\$299,295	\$328,910	\$368,285	\$327,887
College (4+)	43.5%	41.4%	41.6%	39.2%
Total Consumer Spending/Capita (Weekly)	\$403	\$415	\$422	\$406
% of Households with Children	17.0%	25.4%	27.8%	27.2%

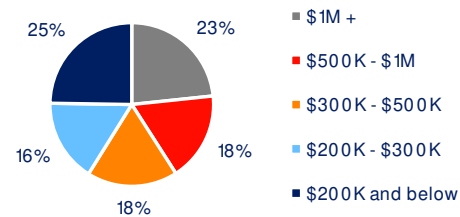
### 2029 Demographic Projections

Projected Population	26,919	201,989	558,804	338,620
Projected Annual Growth Rate	-0.1%	-0.2%	0.0%	-0.1%
Projected Total Growth Rate (5-Yr)	-0.5%	-0.8%	0.1%	-0.7%

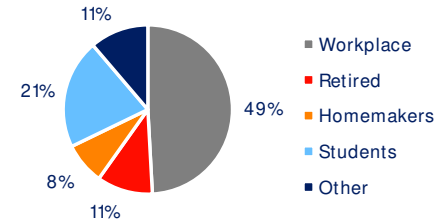
### 3-Mile Radius Section Detail



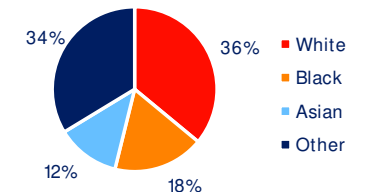
Household Income



Home Value



Daytime Population



Hispanic Origin: 39.7%  
Race

**BRIXMOR®**