

Block 59

Naperville, IL

Demographic Summary Report

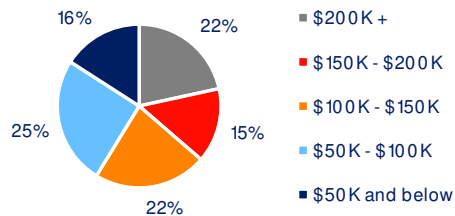
2020 Census, 2024 Estimates & 2029 Projections
Source: Synergos Technologies, Inc

Current Year Demographics	1-Mile Radius	3-Mile Radius	5-Mile Radius	10-Min Drive
Current Population	7,667	88,907	252,337	185,332
Total Daytime Population	14,607	123,310	297,317	247,847
Workplace Population	11,244	67,964	134,081	125,192
Average Household Income	\$136,415	\$152,629	\$157,755	\$156,983
Median Household Income	\$114,969	\$118,084	\$119,573	\$119,521
Total Households	3,079	33,877	89,965	67,927
Median Home Value	\$394,815	\$453,019	\$448,666	\$453,932
College (4+)	68.2%	63.5%	56.7%	59.4%
Total Consumer Spending/Capita (Weekly)	\$489	\$500	\$501	\$494
% of Households with Children	35.5%	35.9%	36.5%	35.5%

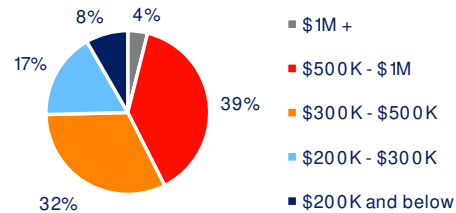
2029 Demographic Projections

Projected Population	7,838	91,559	262,019	194,162
Projected Annual Growth Rate	0.4%	0.6%	0.8%	0.9%
Projected Total Growth Rate (5-Yr)	2.2%	3.0%	3.8%	4.8%

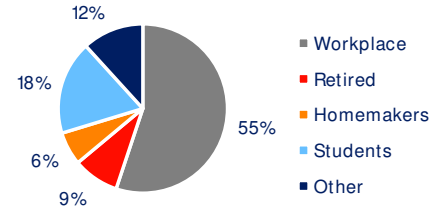
3-Mile Radius Section Detail



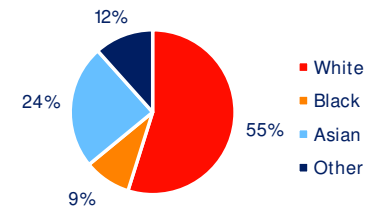
Household Income



Home Value



Daytime Population



Race
Hispanic Origin: 10.9%

BRIXMOR