

# Texas City Bay

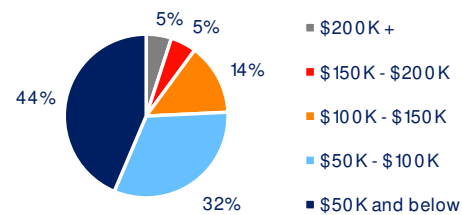
Texas City, TX

## Demographic Summary Report

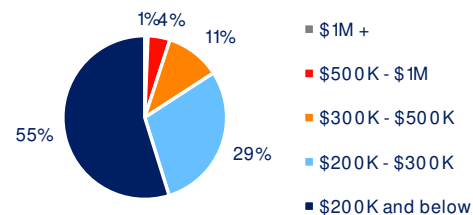
2020 Census, 2024 Estimates & 2029 Projections  
Source: Synergos Technologies, Inc

Current Year Demographics	1-Mile Radius	3-Mile Radius	5-Mile Radius	10-Min Drive
Current Population	5,667	45,176	69,400	69,196
Total Daytime Population	7,329	37,955	62,332	66,005
Workplace Population	2,985	11,997	17,591	18,842
Average Household Income	\$59,517	\$78,591	\$82,741	\$83,482
Median Household Income	\$48,298	\$57,511	\$61,553	\$62,987
Total Households	2,358	16,999	26,576	26,535
Median Home Value	\$188,866	\$186,690	\$203,557	\$209,145
College (4+)	11.2%	17.3%	19.0%	19.4%
Total Consumer Spending/Capita (Weekly)	\$410	\$419	\$423	\$419
% of Households with Children	27.6%	27.5%	25.8%	25.5%
<b>2029 Demographic Projections</b>				
Projected Population	5,448	46,332	72,897	73,230
Projected Annual Growth Rate	-0.8%	0.5%	1.0%	1.1%
Projected Total Growth Rate (5-Yr)	-3.9%	2.6%	5.0%	5.8%

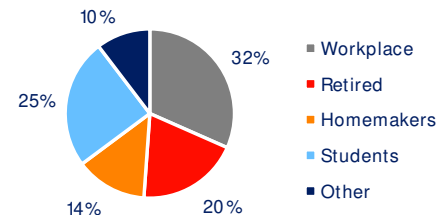
### 3-Mile Radius Section Detail



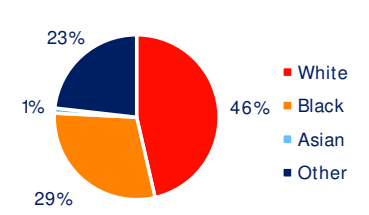
Household Income



Home Value



Daytime Population



Hispanic Origin: 32%  
Race

**BRIXMOR**