

The Commons at Chancellor Park

Charlotte, NC

Demographic Summary Report

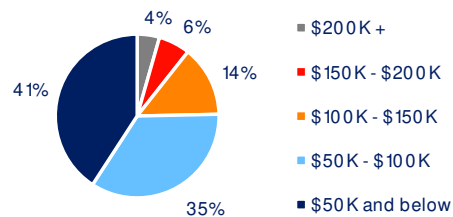
2020 Census, 2024 Estimates & 2029 Projections
Source: Synergos Technologies, Inc

Current Year Demographics	1-Mile Radius	3-Mile Radius	5-Mile Radius	10-Min Drive
Current Population	10,736	92,274	223,551	184,283
Total Daytime Population	49,333	131,584	240,491	222,415
Workplace Population	16,877	45,105	79,706	78,921
Average Household Income	\$69,696	\$75,697	\$84,668	\$83,131
Median Household Income	\$52,923	\$60,197	\$65,362	\$64,074
Total Households	3,972	34,650	85,078	70,266
Median Home Value	\$235,281	\$288,804	\$339,949	\$331,052
College (4+)	40.0%	38.6%	37.8%	38.2%
Total Consumer Spending/Capita (Weekly)	\$388	\$402	\$412	\$391
% of Households with Children	15.0%	26.7%	29.1%	28.9%

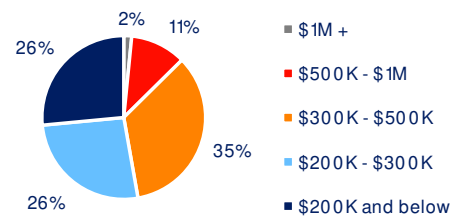
2029 Demographic Projections

Projected Population	12,522	103,812	250,104	207,342
Projected Annual Growth Rate	3.1%	2.4%	2.3%	2.4%
Projected Total Growth Rate (5-Yr)	16.6%	12.5%	11.9%	12.5%

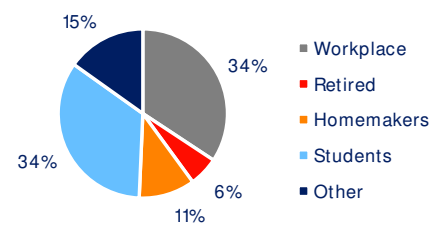
3-Mile Radius Section Detail



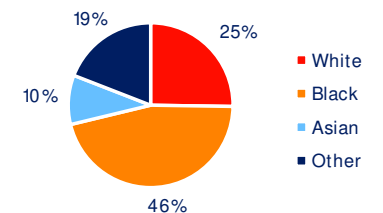
Household Income



Home Value



Daytime Population



Hispanic Origin: 17.8%
Race

BRIXMOR®