

# Braes Heights

Houston, TX

## Demographic Summary Report

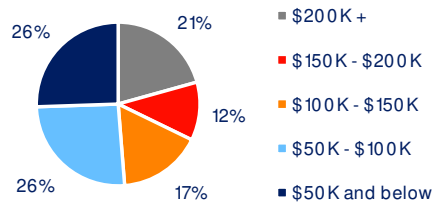
2020 Census, 2024 Estimates & 2029 Projections  
Source: Synergos Technologies, Inc

Current Year Demographics	1-Mile Radius	3-Mile Radius	5-Mile Radius	10-Min Drive
Current Population	20,778	194,326	505,488	343,053
Total Daytime Population	18,831	657,821	1,107,696	869,133
Workplace Population	5,715	537,483	720,805	651,272
Average Household Income	\$313,912	\$170,881	\$147,233	\$157,086
Median Household Income	\$177,061	\$96,854	\$86,664	\$88,558
Total Households	7,804	90,592	232,933	158,910
Median Home Value	\$1,276,861	\$689,881	\$495,393	\$559,107
College (4+)	84.6%	69.8%	59.3%	62.5%
Total Consumer Spending/Capita (Weekly)	\$491	\$448	\$436	\$472
% of Households with Children	35.4%	22.3%	21.1%	21.6%

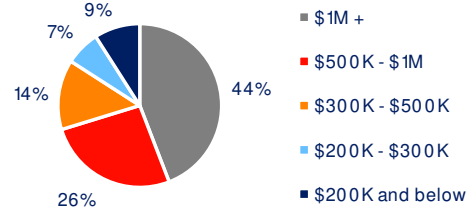
### 2029 Demographic Projections

Projected Population	20,940	199,908	523,639	352,551
Projected Annual Growth Rate	0.2%	0.6%	0.7%	0.5%
Projected Total Growth Rate (5-Yr)	0.8%	2.9%	3.6%	2.8%

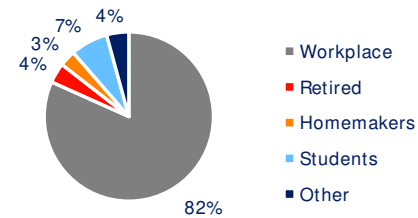
### 3-Mile Radius Section Detail



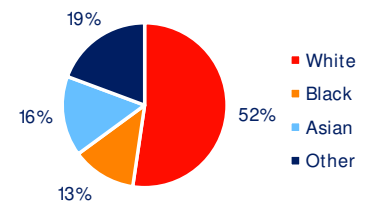
Household Income



Home Value



Daytime Population



Race  
Hispanic Origin: 21.4%

**BRIXMOR**