

The Davis Collection

Davis, CA

Demographic Summary Report

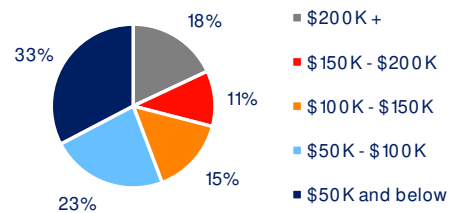
2020 Census, 2024 Estimates & 2029 Projections
Source: Synergos Technologies, Inc

Current Year Demographics	1-Mile Radius	3-Mile Radius	5-Mile Radius	10-Min Drive
Current Population	18,537	66,693	75,908	78,399
Total Daytime Population	31,940	120,295	128,754	131,174
Workplace Population	12,859	35,726	38,055	39,083
Average Household Income	\$113,847	\$123,841	\$131,031	\$130,035
Median Household Income	\$61,270	\$85,289	\$90,610	\$89,761
Total Households	5,543	23,682	27,186	28,044
Median Home Value	\$1,120,378	\$933,734	\$964,597	\$941,842
College (4+)	79.7%	75.0%	74.6%	71.8%
Total Consumer Spending/Capita (Weekly)	\$469	\$494	\$501	\$480
% of Households with Children	13.7%	18.9%	20.0%	21.1%

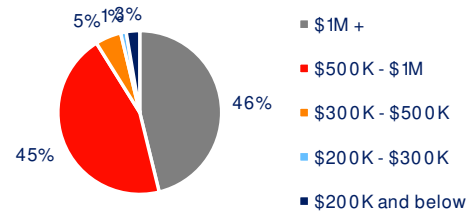
2029 Demographic Projections

Projected Population	17,912	65,792	75,352	78,068
Projected Annual Growth Rate	-0.7%	-0.3%	-0.1%	-0.1%
Projected Total Growth Rate (5-Yr)	-3.4%	-1.3%	-0.7%	-0.4%

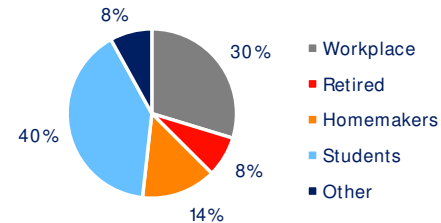
3-Mile Radius Section Detail



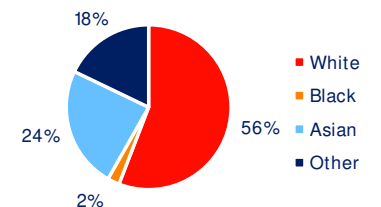
Household Income



Home Value



Daytime Population



Hispanic Origin: 16.3%
Race

BRIXMOR