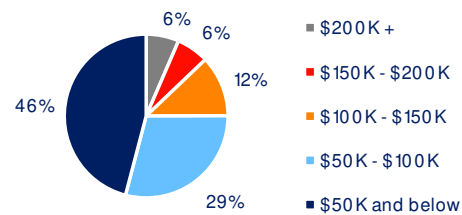


Current Year Demographics	1-Mile Radius	3-Mile Radius	5-Mile Radius	10-Min Drive
Current Population	28,670	217,303	515,773	317,585
Total Daytime Population	22,493	209,066	530,516	310,275
Workplace Population	5,576	69,427	219,656	113,198
Average Household Income	\$73,410	\$83,794	\$91,658	\$87,480
Median Household Income	\$48,875	\$55,433	\$57,577	\$54,289
Total Households	10,497	78,808	196,675	116,618
Median Home Value	\$321,971	\$280,644	\$271,682	\$292,322
College (4+)	30.9%	27.8%	32.5%	28.7%
Total Consumer Spending/Capita (Weekly)	\$405	\$414	\$415	\$413
% of Households with Children	33.1%	32.8%	30.4%	33.4%

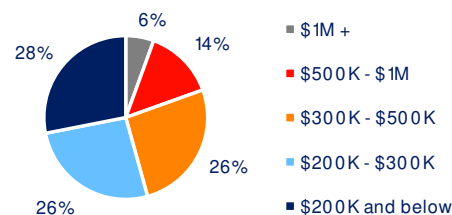
2029 Demographic Projections

Projected Population	28,066	214,365	513,317	314,247
Projected Annual Growth Rate	-0.4%	-0.3%	-0.1%	-0.2%
Projected Total Growth Rate (5-Yr)	-2.1%	-1.4%	-0.5%	-1.1%

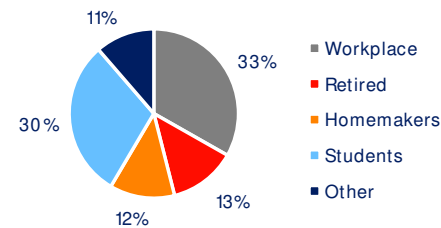
3-Mile Radius Section Detail



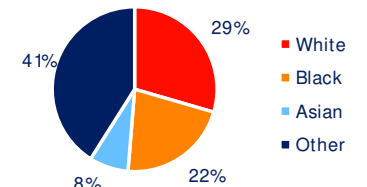
Household Income



Home Value



Daytime Population



Hispanic Origin: 50.7%
Race