

Brea Gateway

Brea, CA

Demographic Summary Report

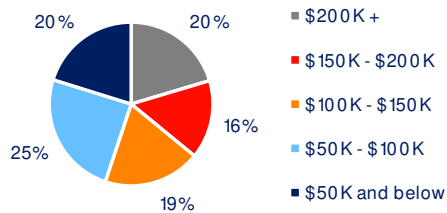
2020 Census, 2024 Estimates & 2029 Projections
Source: Synergos Technologies, Inc

Current Year Demographics	1-Mile Radius	3-Mile Radius	5-Mile Radius	10-Min Drive
Current Population	18,703	131,175	376,552	276,249
Total Daytime Population	30,937	166,132	458,903	364,920
Workplace Population	20,845	68,016	157,251	120,787
Average Household Income	\$119,761	\$148,262	\$139,706	\$141,745
Median Household Income	\$103,506	\$112,574	\$108,163	\$109,980
Total Households	6,917	45,241	124,565	93,907
Median Home Value	\$942,473	\$1,083,373	\$1,001,716	\$1,052,710
College (4+)	43.0%	43.8%	40.9%	41.9%
Total Consumer Spending/Capita (Weekly)	\$495	\$506	\$503	\$508
% of Households with Children	32.5%	29.1%	30.0%	29.5%

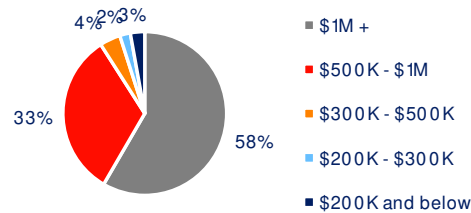
2029 Demographic Projections

Projected Population	18,948	131,422	377,461	276,578
Projected Annual Growth Rate	0.3%	0.0%	0.0%	0.0%
Projected Total Growth Rate (5-Yr)	1.3%	0.2%	0.2%	0.1%

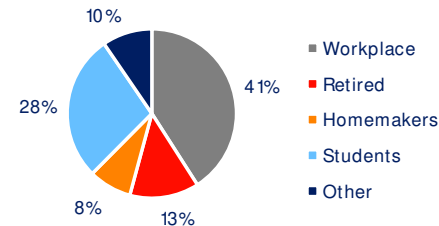
3-Mile Radius Section Detail



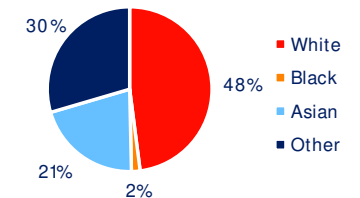
Household Income



Home Value



Daytime Population



Race
Hispanic Origin: 37%