

The Plaza at Buckland Hills

Manchester, CT

Demographic Summary Report

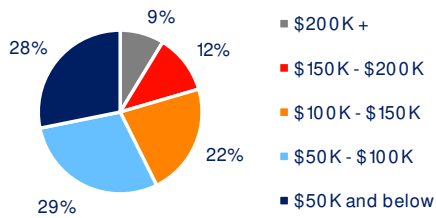
2020 Census, 2024 Estimates & 2029 Projections
Source: Synergos Technologies, Inc

Current Year Demographics	1-Mile Radius	3-Mile Radius	5-Mile Radius	10-Min Drive
Current Population	4,645	57,928	132,658	133,903
Total Daytime Population	3,883	68,282	132,332	143,118
Workplace Population	1,939	25,514	47,363	55,713
Average Household Income	\$122,854	\$107,119	\$111,998	\$106,533
Median Household Income	\$107,722	\$87,783	\$88,430	\$84,359
Total Households	2,180	24,109	53,787	54,649
Median Home Value	\$374,108	\$304,028	\$327,966	\$316,417
College (4+)	68.4%	41.5%	37.6%	36.2%
Total Consumer Spending/Capita (Weekly)	\$487	\$480	\$486	\$483
% of Households with Children	34.5%	28.2%	26.9%	26.4%

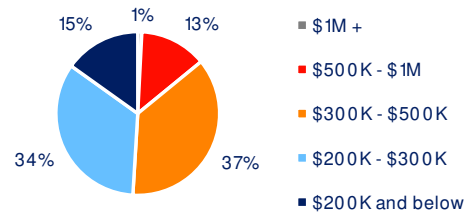
2029 Demographic Projections

Projected Population	4,686	58,254	133,461	134,770
Projected Annual Growth Rate	0.2%	0.1%	0.1%	0.1%
Projected Total Growth Rate (5-Yr)	0.9%	0.6%	0.6%	0.6%

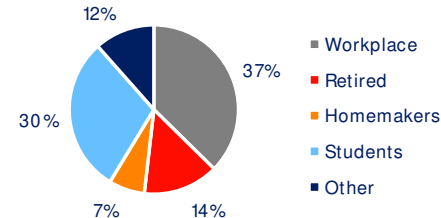
3-Mile Radius Section Detail



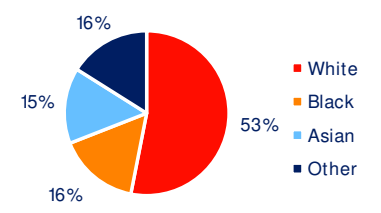
Household Income



Home Value



Daytime Population



Race
Hispanic Origin: 17%

