

The Quentin Collection

Kildeer, IL

Demographic Summary Report

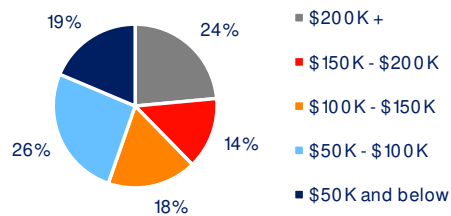
2020 Census, 2024 Estimates & 2029 Projections
Source: Synergos Technologies, Inc

Current Year Demographics	1-Mile Radius	3-Mile Radius	5-Mile Radius	10-Min Drive
Current Population	5,066	58,866	172,277	125,637
Total Daytime Population	3,085	44,054	156,036	110,554
Workplace Population	1,518	15,562	55,078	39,833
Average Household Income	\$215,079	\$153,653	\$163,729	\$150,675
Median Household Income	\$164,254	\$115,138	\$125,271	\$115,212
Total Households	1,717	21,830	65,269	48,033
Median Home Value	\$677,265	\$498,329	\$507,881	\$473,333
College (4+)	65.6%	53.3%	58.2%	54.4%
Total Consumer Spending/Capita (Weekly)	\$539	\$509	\$516	\$520
% of Households with Children	33.3%	31.6%	31.5%	30.1%

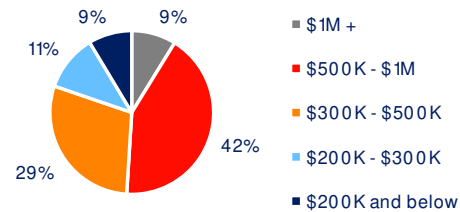
2029 Demographic Projections

Projected Population	5,248	59,209	172,573	125,588
Projected Annual Growth Rate	0.7%	0.1%	0.0%	0.0%
Projected Total Growth Rate (5-Yr)	3.6%	0.6%	0.2%	0.0%

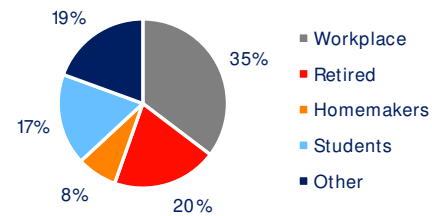
3-Mile Radius Section Detail



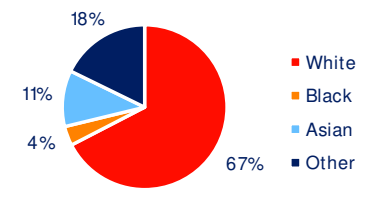
Household Income



Home Value



Daytime Population



Hispanic Origin: 18.2%
Race

BRIXMOR®