

Brentwood Plaza

Cincinnati, OH

Demographic Summary Report

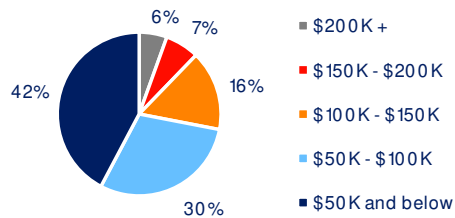
2020 Census, 2024 Estimates & 2029 Projections
Source: Synergos Technologies, Inc

Current Year Demographics	1-Mile Radius	3-Mile Radius	5-Mile Radius	10-Min Drive
Current Population	12,270	83,786	235,714	159,437
Total Daytime Population	8,854	62,718	203,254	138,277
Workplace Population	2,384	16,820	72,450	46,925
Average Household Income	\$89,543	\$83,306	\$80,690	\$76,915
Median Household Income	\$78,358	\$61,754	\$59,809	\$57,192
Total Households	4,801	34,141	98,714	66,817
Median Home Value	\$217,187	\$203,219	\$208,111	\$197,246
College (4+)	32.5%	29.0%	29.0%	26.9%
Total Consumer Spending/Capita (Weekly)	\$428	\$419	\$417	\$422
% of Households with Children	26.7%	27.4%	25.4%	25.7%

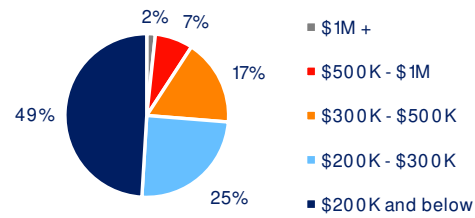
2029 Demographic Projections

Projected Population	12,013	81,924	232,489	156,559
Projected Annual Growth Rate	-0.4%	-0.4%	-0.3%	-0.4%
Projected Total Growth Rate (5-Yr)	-2.1%	-2.2%	-1.4%	-1.8%

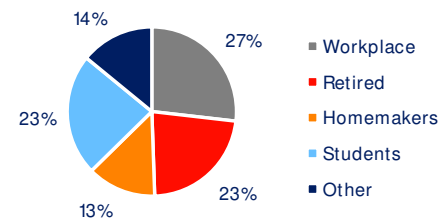
3-Mile Radius Section Detail



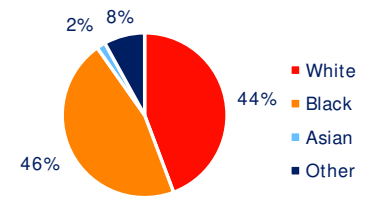
Household Income



Home Value



Daytime Population



Hispanic Origin: 3.8%
Race

BRIXMOR