

The Shoppes at Cinnaminson

Cinnaminson, NJ

Demographic Summary Report

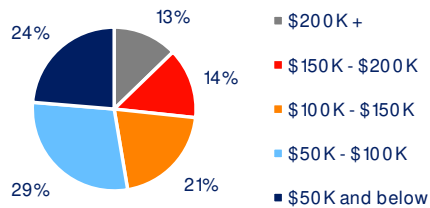
2020 Census, 2024 Estimates & 2029 Projections
Source: Synergos Technologies, Inc

Current Year Demographics	1-Mile Radius	3-Mile Radius	5-Mile Radius	10-Min Drive
Current Population	7,653	71,458	389,251	254,413
Total Daytime Population	5,453	64,168	327,123	197,951
Workplace Population	1,991	22,342	108,600	57,050
Average Household Income	\$135,628	\$121,153	\$97,501	\$95,453
Median Household Income	\$117,084	\$95,035	\$71,416	\$70,245
Total Households	2,914	26,889	142,317	91,769
Median Home Value	\$436,677	\$373,664	\$272,230	\$268,060
College (4+)	41.7%	35.6%	27.0%	25.7%
Total Consumer Spending/Capita (Weekly)	\$521	\$505	\$480	\$518
% of Households with Children	29.0%	27.4%	29.6%	30.8%

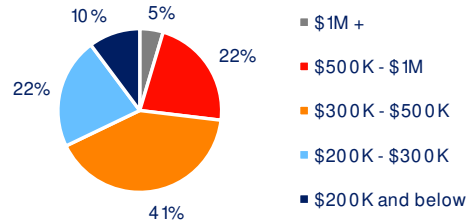
2029 Demographic Projections

Projected Population	7,645	71,555	390,073	254,696
Projected Annual Growth Rate	0.0%	0.0%	0.0%	0.0%
Projected Total Growth Rate (5-Yr)	-0.1%	0.1%	0.2%	0.1%

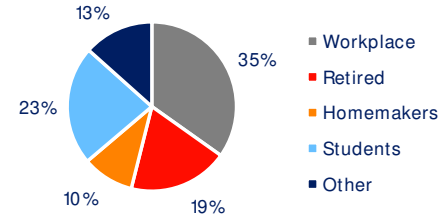
3-Mile Radius Section Detail



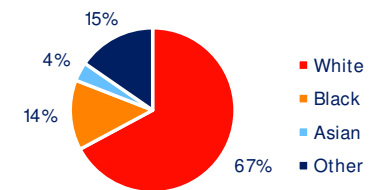
Household Income



Home Value



Daytime Population



Hispanic Origin: 13.5%
Race