

The Shoppes at Fox Run

Glastonbury, CT

Demographic Summary Report

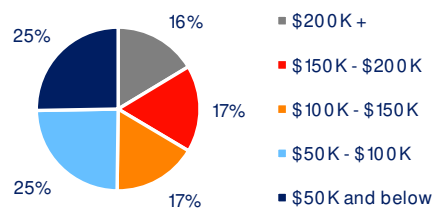
2020 Census, 2024 Estimates & 2029 Projections
Source: Synergos Technologies, Inc

Current Year Demographics	1-Mile Radius	3-Mile Radius	5-Mile Radius	10-Min Drive
Current Population	6,274	41,954	161,612	83,867
Total Daytime Population	12,466	46,864	211,367	107,672
Workplace Population	8,823	20,877	99,497	51,268
Average Household Income	\$116,783	\$131,564	\$107,245	\$123,380
Median Household Income	\$93,476	\$100,545	\$79,535	\$92,001
Total Households	2,952	17,590	64,818	34,350
Median Home Value	\$402,183	\$365,779	\$358,355	\$369,473
College (4+)	59.4%	46.6%	36.2%	43.1%
Total Consumer Spending/Capita (Weekly)	\$495	\$503	\$482	\$498
% of Households with Children	17.6%	24.9%	27.5%	26.2%

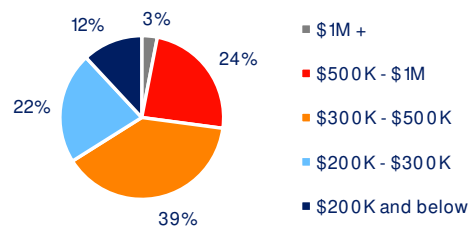
2029 Demographic Projections

Projected Population	6,368	42,216	162,461	84,374
Projected Annual Growth Rate	0.3%	0.1%	0.1%	0.1%
Projected Total Growth Rate (5-Yr)	1.5%	0.6%	0.5%	0.6%

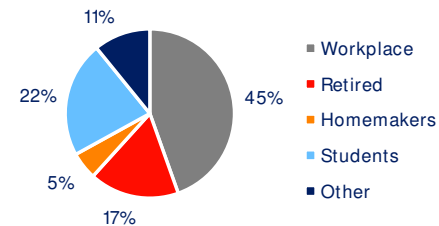
3-Mile Radius Section Detail



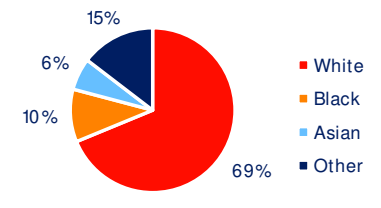
Household Income



Home Value



Daytime Population



Hispanic Origin: 16.7%
Race

BRIXMOR