

Briggsmore Plaza

Modesto, CA

Demographic Summary Report

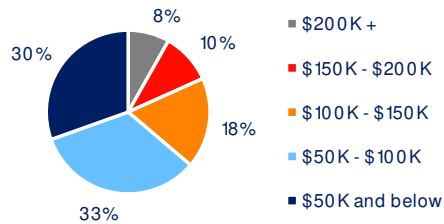
2020 Census, 2024 Estimates & 2029 Projections
Source: Synergos Technologies, Inc

Current Year Demographics	1-Mile Radius	3-Mile Radius	5-Mile Radius	10-Min Drive
Current Population	18,439	106,323	224,535	178,230
Total Daytime Population	13,342	162,374	275,751	240,350
Workplace Population	5,188	69,704	106,937	97,520
Average Household Income	\$89,915	\$100,880	\$99,030	\$95,725
Median Household Income	\$65,957	\$76,278	\$75,538	\$72,514
Total Households	5,964	37,410	74,950	60,056
Median Home Value	\$398,264	\$475,531	\$468,845	\$459,714
College (4+)	13.8%	21.5%	18.8%	18.2%
Total Consumer Spending/Capita (Weekly)	\$475	\$490	\$487	\$488
% of Households with Children	35.6%	31.3%	33.3%	32.9%

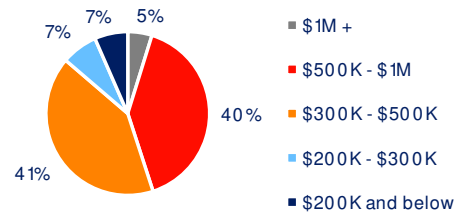
2029 Demographic Projections

Projected Population	19,301	113,381	237,614	188,843
Projected Annual Growth Rate	0.9%	1.3%	1.1%	1.2%
Projected Total Growth Rate (5-Yr)	4.7%	6.6%	5.8%	6.0%

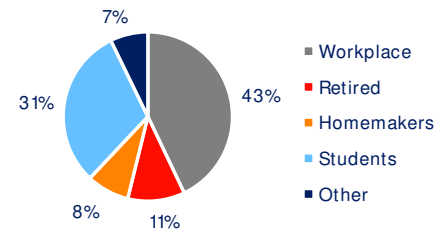
3-Mile Radius Section Detail



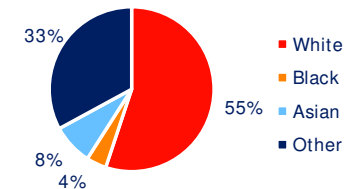
Household Income



Home Value



Daytime Population



Hispanic Origin: 39.9%
Race

BRIXMOR