

# The Shops at Riverhead

Riverhead, NY

## Demographic Summary Report

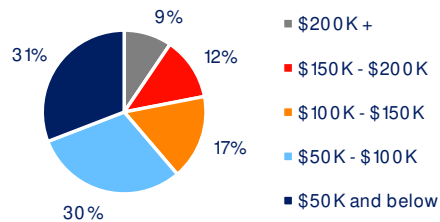
2020 Census, 2024 Estimates & 2029 Projections  
Source: Synergos Technologies, Inc

Current Year Demographics	1-Mile Radius	3-Mile Radius	5-Mile Radius	10-Min Drive
Current Population	3,259	22,316	33,782	33,465
Total Daytime Population	6,088	32,921	41,646	41,324
Workplace Population	3,223	15,448	18,466	18,073
Average Household Income	\$86,356	\$105,472	\$109,601	\$108,920
Median Household Income	\$62,317	\$76,354	\$82,066	\$82,306
Total Households	1,586	8,198	12,335	12,068
Median Home Value	\$226,966	\$449,595	\$480,729	\$476,213
College (4+)	19.3%	20.5%	22.6%	22.4%
Total Consumer Spending/Capita (Weekly)	\$549	\$550	\$552	\$546
% of Households with Children	11.8%	18.0%	19.4%	19.8%

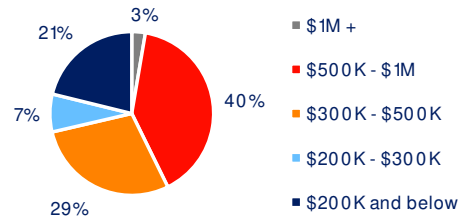
### 2029 Demographic Projections

Projected Population	3,300	22,436	34,014	33,682
Projected Annual Growth Rate	0.2%	0.1%	0.1%	0.1%
Projected Total Growth Rate (5-Yr)	1.2%	0.5%	0.7%	0.6%

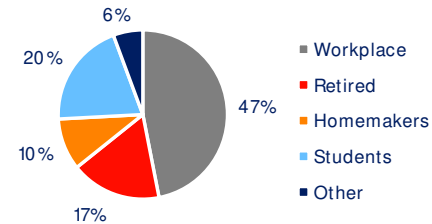
### 3-Mile Radius Section Detail



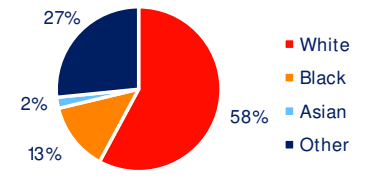
Household Income



Home Value



Daytime Population



Hispanic Origin: 28.7%  
Race

**BRIXMOR®**