

Bristol Park

Bristol, PA

Demographic Summary Report

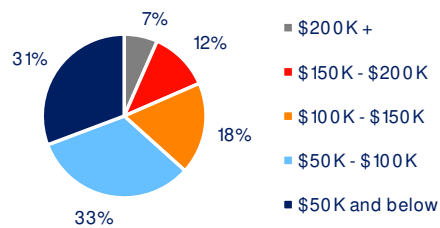
2020 Census, 2024 Estimates & 2029 Projections
Source: Synergos Technologies, Inc

Current Year Demographics	1-Mile Radius	3-Mile Radius	5-Mile Radius	10-Min Drive
Current Population	9,471	76,009	223,261	194,420
Total Daytime Population	11,877	70,503	196,578	184,291
Workplace Population	6,414	31,682	77,989	79,772
Average Household Income	\$89,050	\$97,645	\$105,945	\$106,823
Median Household Income	\$65,810	\$76,971	\$85,330	\$84,627
Total Households	3,573	29,413	84,269	73,808
Median Home Value	\$280,430	\$335,168	\$370,620	\$372,412
College (4+)	20.4%	25.6%	27.6%	27.8%
Total Consumer Spending/Capita (Weekly)	\$485	\$491	\$498	\$485
% of Households with Children	28.0%	27.6%	27.5%	28.0%

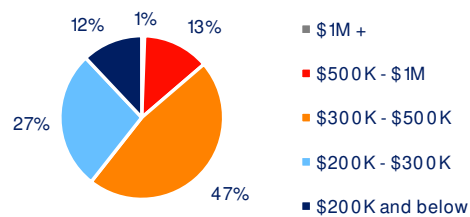
2029 Demographic Projections

Projected Population	9,507	76,693	224,361	195,484
Projected Annual Growth Rate	0.1%	0.2%	0.1%	0.1%
Projected Total Growth Rate (5-Yr)	0.4%	0.9%	0.5%	0.5%

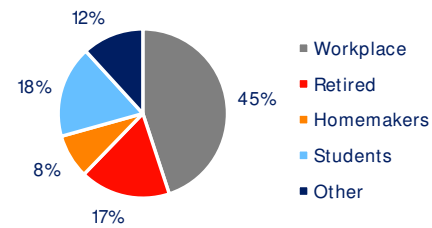
3-Mile Radius Section Detail



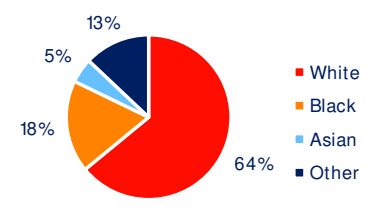
Household Income



Home Value



Daytime Population



Hispanic Origin: 11.7%
Race

BRIXMOR®