

# The Village at Mableton

Mableton, GA

## Demographic Summary Report

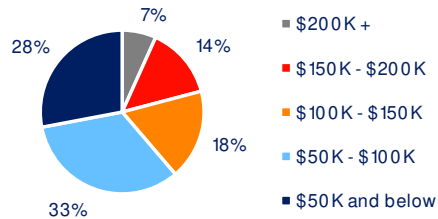
2020 Census, 2024 Estimates & 2029 Projections  
Source: Synergos Technologies, Inc

Current Year Demographics	1-Mile Radius	3-Mile Radius	5-Mile Radius	10-Min Drive
Current Population	7,616	64,885	157,135	100,880
Total Daytime Population	7,800	55,474	153,370	94,489
Workplace Population	2,540	17,914	62,987	37,866
Average Household Income	\$94,411	\$105,253	\$108,480	\$105,590
Median Household Income	\$72,705	\$74,900	\$78,477	\$75,409
Total Households	2,726	24,304	60,079	38,264
Median Home Value	\$308,969	\$354,904	\$379,019	\$363,828
College (4+)	29.9%	36.1%	37.6%	36.6%
Total Consumer Spending/Capita (Weekly)	\$430	\$438	\$438	\$437
% of Households with Children	27.7%	27.6%	28.4%	27.8%

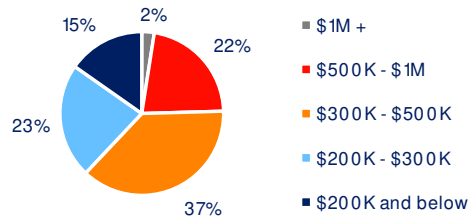
### 2029 Demographic Projections

Projected Population	8,363	69,169	167,246	107,795
Projected Annual Growth Rate	1.9%	1.3%	1.3%	1.3%
Projected Total Growth Rate (5-Yr)	9.8%	6.6%	6.4%	6.9%

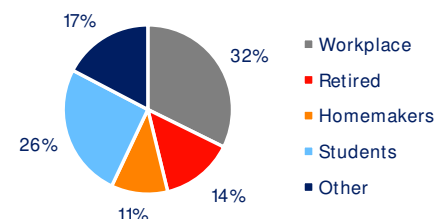
### 3-Mile Radius Section Detail



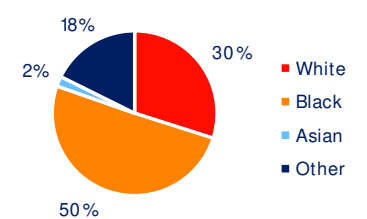
Household Income



Home Value



Daytime Population



Race

**BRIXMOR**