

Bristol Plaza

Santa Ana, CA

Demographic Summary Report

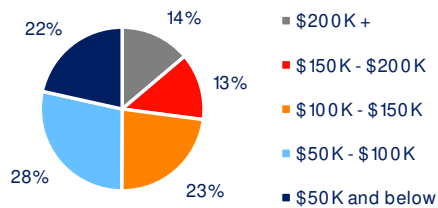
2020 Census, 2024 Estimates & 2029 Projections
Source: Synergos Technologies, Inc

Current Year Demographics	1-Mile Radius	3-Mile Radius	5-Mile Radius	10-Min Drive
Current Population	33,336	206,856	634,456	417,134
Total Daytime Population	41,906	401,076	965,332	686,088
Workplace Population	20,623	210,824	421,536	338,442
Average Household Income	\$122,409	\$121,753	\$130,805	\$131,715
Median Household Income	\$103,241	\$100,178	\$100,946	\$102,471
Total Households	10,938	58,065	191,948	129,637
Median Home Value	\$813,369	\$862,022	\$947,986	\$950,185
College (4+)	30.3%	25.0%	33.3%	34.1%
Total Consumer Spending/Capita (Weekly)	\$491	\$488	\$491	\$493
% of Households with Children	24.4%	30.4%	30.7%	29.5%

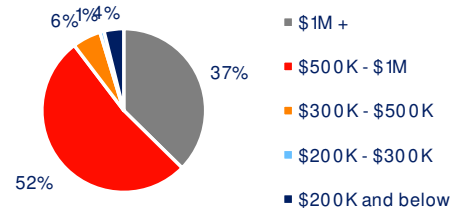
2029 Demographic Projections

Projected Population	33,070	207,617	639,475	421,471
Projected Annual Growth Rate	-0.2%	0.1%	0.2%	0.2%
Projected Total Growth Rate (5-Yr)	-0.8%	0.4%	0.8%	1.0%

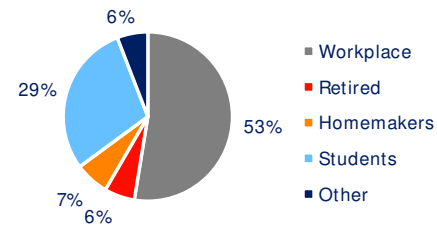
3-Mile Radius Section Detail



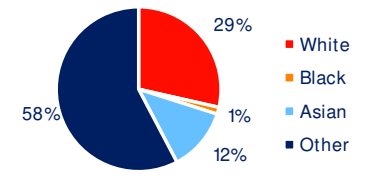
Household Income



Home Value



Daytime Population



Hispanic Origin: 67.3%
Race