

Three Village Shopping Center

East Setauket, NY

Demographic Summary Report

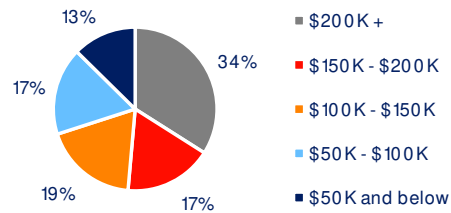
2020 Census, 2024 Estimates & 2029 Projections
Source: Synergos Technologies, Inc

Current Year Demographics	1-Mile Radius	3-Mile Radius	5-Mile Radius	10-Min Drive
Current Population	5,774	47,112	114,212	70,515
Total Daytime Population	7,320	100,081	158,592	128,055
Workplace Population	2,764	41,156	57,966	51,458
Average Household Income	\$237,173	\$206,166	\$177,784	\$190,516
Median Household Income	\$200,655	\$153,941	\$139,271	\$148,712
Total Households	1,924	13,473	36,476	21,625
Median Home Value	\$791,909	\$728,829	\$664,941	\$711,004
College (4+)	71.8%	62.6%	51.4%	58.7%
Total Consumer Spending/Capita (Weekly)	\$638	\$611	\$598	\$619
% of Households with Children	34.9%	28.2%	29.0%	29.0%

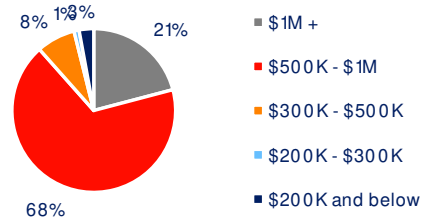
2029 Demographic Projections

Projected Population	5,819	47,390	115,428	71,213
Projected Annual Growth Rate	0.2%	0.1%	0.2%	0.2%
Projected Total Growth Rate (5-Yr)	0.8%	0.6%	1.1%	1.0%

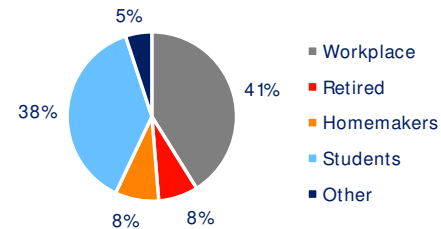
3-Mile Radius Section Detail



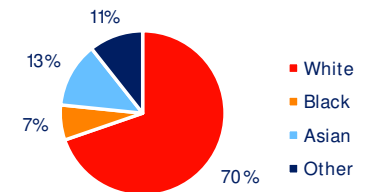
Household Income



Home Value



Daytime Population



Race
Hispanic Origin: 10.7%

BRIXMOR