

# Britton Plaza

Tampa, FL

## Demographic Summary Report

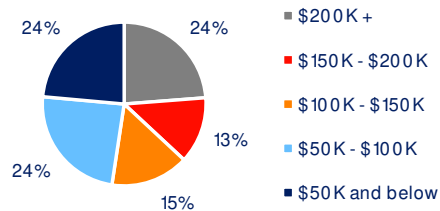
2020 Census, 2024 Estimates & 2029 Projections  
Source: Synergos Technologies, Inc

Current Year Demographics	1-Mile Radius	3-Mile Radius	5-Mile Radius	10-Min Drive
Current Population	17,769	96,124	169,289	168,315
Total Daytime Population	14,302	96,967	324,157	314,717
Workplace Population	4,399	41,662	183,980	179,000
Average Household Income	\$184,386	\$171,804	\$150,985	\$146,484
Median Household Income	\$111,077	\$107,392	\$98,033	\$93,889
Total Households	7,664	43,904	77,149	77,000
Median Home Value	\$869,677	\$681,944	\$597,349	\$576,744
College (4+)	65.2%	62.2%	56.6%	55.0%
Total Consumer Spending/Capita (Weekly)	\$477	\$467	\$456	\$467
% of Households with Children	30.1%	25.0%	20.8%	20.6%

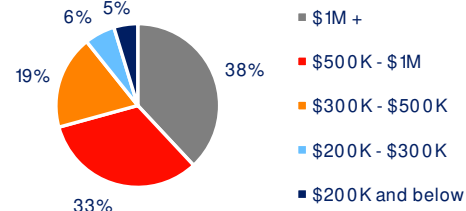
  

2029 Demographic Projections	1-Mile Radius	3-Mile Radius	5-Mile Radius	10-Min Drive
Projected Population	17,503	97,455	179,001	177,595
Projected Annual Growth Rate	-0.3%	0.3%	1.1%	1.1%
Projected Total Growth Rate (5-Yr)	-1.5%	1.4%	5.7%	5.5%

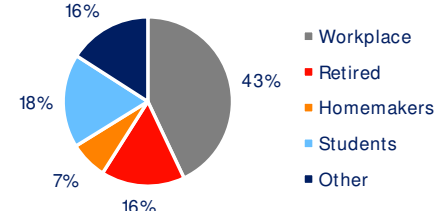
### 3-Mile Radius Section Detail



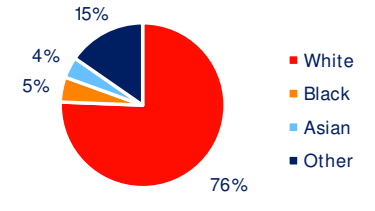
Household Income



Home Value



Daytime Population



Hispanic Origin: 16.2%  
Race

**BRIXMOR**