

Tinton Falls Plaza

Tinton Falls, NJ

Demographic Summary Report

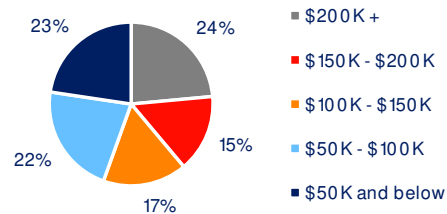
2020 Census, 2024 Estimates & 2029 Projections
Source: Synergos Technologies, Inc

Current Year Demographics	1-Mile Radius	3-Mile Radius	5-Mile Radius	10-Min Drive
Current Population	8,055	60,295	152,026	122,682
Total Daytime Population	24,648	96,841	208,846	162,471
Workplace Population	19,719	62,539	90,933	82,746
Average Household Income	\$135,761	\$165,067	\$167,666	\$157,846
Median Household Income	\$101,525	\$116,421	\$115,735	\$112,096
Total Households	3,496	23,990	58,974	47,195
Median Home Value	\$586,338	\$694,015	\$741,579	\$712,175
College (4+)	47.2%	51.7%	50.0%	48.2%
Total Consumer Spending/Capita (Weekly)	\$570	\$582	\$582	\$574
% of Households with Children	21.9%	25.2%	27.0%	26.9%

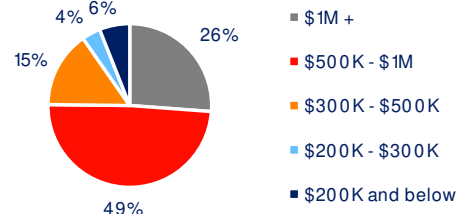
2029 Demographic Projections

Projected Population	8,660	62,010	153,450	123,991
Projected Annual Growth Rate	1.5%	0.6%	0.2%	0.2%
Projected Total Growth Rate (5-Yr)	7.5%	2.8%	0.9%	1.1%

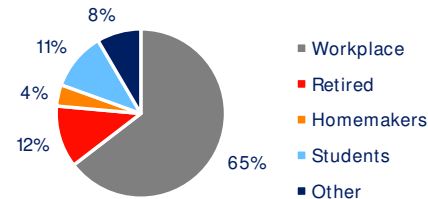
3-Mile Radius Section Detail



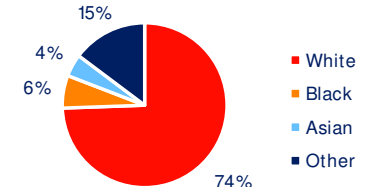
Household Income



Home Value



Daytime Population



Hispanic Origin: 13.7%
Race

BRIXMOR®