

Townshire

Bryan, TX

Demographic Summary Report

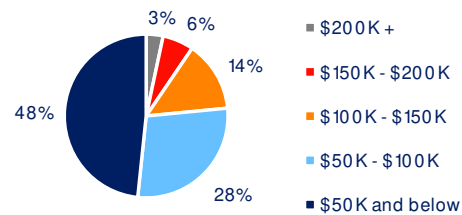
2020 Census, 2024 Estimates & 2029 Projections
Source: Synergos Technologies, Inc

Current Year Demographics	1-Mile Radius	3-Mile Radius	5-Mile Radius	10-Min Drive
Current Population	9,132	87,664	152,127	123,875
Total Daytime Population	17,663	102,059	188,674	156,418
Workplace Population	9,148	44,540	69,261	64,138
Average Household Income	\$70,266	\$70,986	\$73,682	\$69,460
Median Household Income	\$56,594	\$52,261	\$53,248	\$50,351
Total Households	3,642	29,743	54,746	42,280
Median Home Value	\$264,291	\$226,102	\$251,310	\$227,908
College (4+)	31.5%	31.6%	36.5%	33.0%
Total Consumer Spending/Capita (Weekly)	\$370	\$365	\$363	\$363
% of Households with Children	25.3%	24.7%	22.1%	24.8%

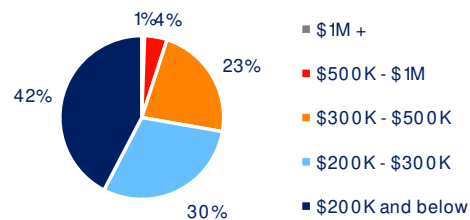
2029 Demographic Projections

Projected Population	9,070	90,960	156,374	127,315
Projected Annual Growth Rate	-0.1%	0.7%	0.6%	0.5%
Projected Total Growth Rate (5-Yr)	-0.7%	3.8%	2.8%	2.8%

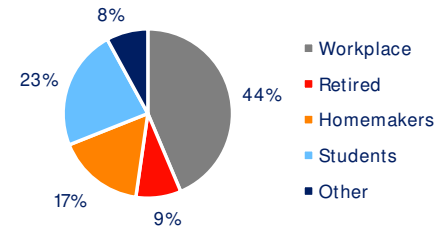
3-Mile Radius Section Detail



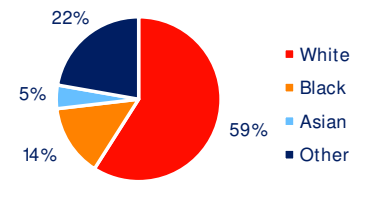
Household Income



Home Value



Daytime Population



Hispanic Origin: 36.9%
Race

BRIXMOR®