

Trinity Commons

Fort Worth, TX

Demographic Summary Report

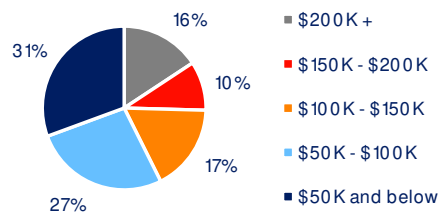
2020 Census, 2024 Estimates & 2029 Projections
Source: Synergos Technologies, Inc

Current Year Demographics	1-Mile Radius	3-Mile Radius	5-Mile Radius	10-Min Drive
Current Population	8,523	109,877	294,426	219,891
Total Daytime Population	12,731	140,770	509,238	444,316
Workplace Population	6,147	61,684	253,842	230,404
Average Household Income	\$207,920	\$131,077	\$110,682	\$118,166
Median Household Income	\$150,339	\$84,772	\$72,918	\$78,135
Total Households	4,180	46,341	118,479	91,877
Median Home Value	\$783,059	\$457,549	\$316,803	\$362,038
College (4+)	72.4%	49.4%	36.7%	42.3%
Total Consumer Spending/Capita (Weekly)	\$470	\$430	\$421	\$442
% of Households with Children	20.9%	24.9%	25.4%	23.4%

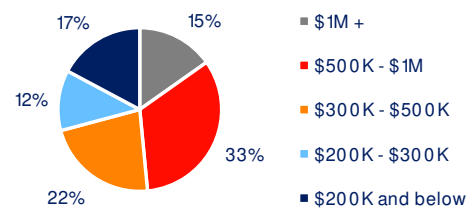
2029 Demographic Projections

Projected Population	9,379	109,801	298,346	223,450
Projected Annual Growth Rate	1.9%	0.0%	0.3%	0.3%
Projected Total Growth Rate (5-Yr)	10.0%	-0.1%	1.3%	1.6%

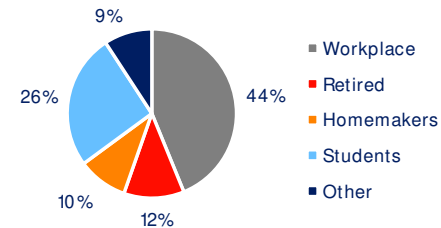
3-Mile Radius Section Detail



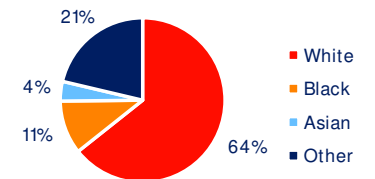
Household Income



Home Value



Daytime Population



Hispanic Origin: 28.2%
Race

BRIXMOR®