

# Tyrone Gardens

St. Petersburg, FL

## Demographic Summary Report

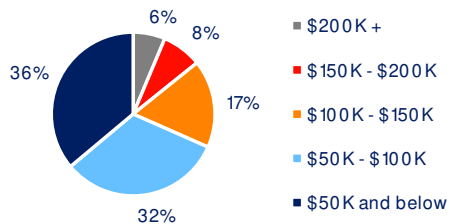
2020 Census, 2024 Estimates & 2029 Projections  
Source: Synergos Technologies, Inc

Current Year Demographics	1-Mile Radius	3-Mile Radius	5-Mile Radius	10-Min Drive
Current Population	14,975	119,193	281,017	241,571
Total Daytime Population	11,517	105,126	310,489	276,518
Workplace Population	3,713	32,003	103,710	93,815
Average Household Income	\$90,311	\$89,384	\$97,943	\$96,132
Median Household Income	\$72,065	\$67,912	\$70,491	\$69,270
Total Households	6,631	53,841	130,498	112,827
Median Home Value	\$381,535	\$366,392	\$374,156	\$370,223
College (4+)	33.1%	30.7%	34.1%	33.6%
Total Consumer Spending/Capita (Weekly)	\$434	\$433	\$435	\$436
% of Households with Children	20.1%	17.3%	15.4%	15.5%

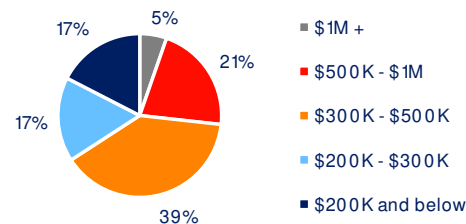
### 2029 Demographic Projections

Projected Population	14,811	118,435	283,901	244,307
Projected Annual Growth Rate	-0.2%	-0.1%	0.2%	0.2%
Projected Total Growth Rate (5-Yr)	-1.1%	-0.6%	1.0%	1.1%

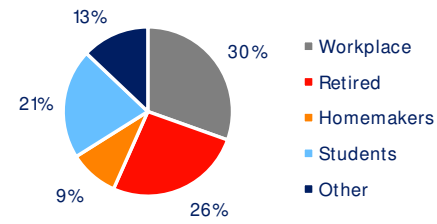
### 3-Mile Radius Section Detail



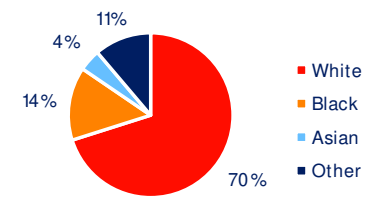
Household Income



Home Value



Daytime Population



Hispanic Origin: 9.9%  
Race