

Unity Plaza

Hopewell Junction, NY

Demographic Summary Report

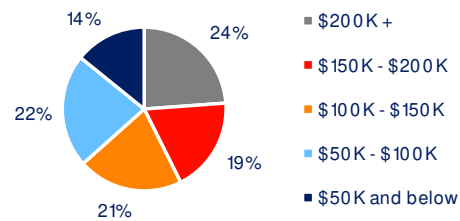
2020 Census, 2024 Estimates & 2029 Projections
Source: Synergos Technologies, Inc

Current Year Demographics	1-Mile Radius	3-Mile Radius	5-Mile Radius	10-Min Drive
Current Population	3,628	22,652	55,516	38,542
Total Daytime Population	2,387	17,024	42,298	28,648
Workplace Population	1,028	4,625	10,264	7,422
Average Household Income	\$166,077	\$162,854	\$154,029	\$158,295
Median Household Income	\$125,570	\$131,096	\$121,125	\$125,196
Total Households	1,272	7,916	19,407	13,700
Median Home Value	\$574,423	\$541,461	\$531,999	\$541,078
College (4+)	41.5%	41.7%	40.3%	42.2%
Total Consumer Spending/Capita (Weekly)	\$573	\$569	\$565	\$569
% of Households with Children	33.1%	31.4%	30.7%	30.4%

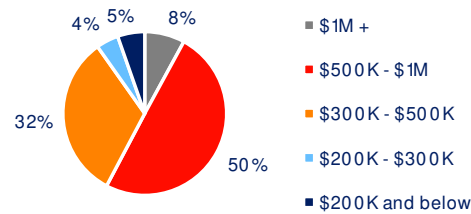
2029 Demographic Projections

Projected Population	3,688	22,866	55,897	38,826
Projected Annual Growth Rate	0.3%	0.2%	0.1%	0.1%
Projected Total Growth Rate (5-Yr)	1.6%	0.9%	0.7%	0.7%

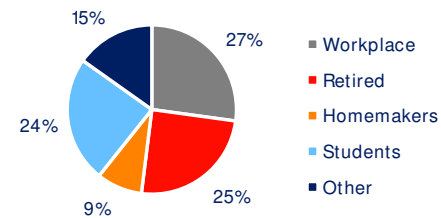
3-Mile Radius Section Detail



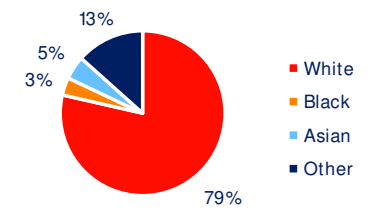
Household Income



Home Value



Daytime Population



Hispanic Origin: 13.5%
Race