

University Commons - Greenville

Greenville, NC

Demographic Summary Report

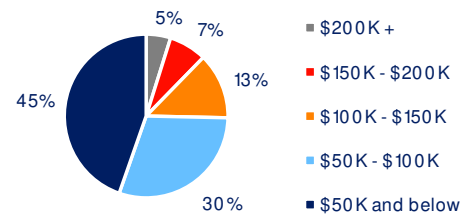
2020 Census, 2024 Estimates & 2029 Projections
Source: Synergos Technologies, Inc

Current Year Demographics	1-Mile Radius	3-Mile Radius	5-Mile Radius	10-Min Drive
Current Population	8,725	76,602	117,237	105,022
Total Daytime Population	11,524	121,162	153,336	146,767
Workplace Population	6,291	37,439	46,409	44,603
Average Household Income	\$79,447	\$79,388	\$82,632	\$81,308
Median Household Income	\$58,033	\$57,413	\$61,201	\$59,545
Total Households	3,877	33,126	49,392	44,731
Median Home Value	\$262,449	\$253,004	\$259,624	\$257,352
College (4+)	35.1%	40.9%	39.6%	40.2%
Total Consumer Spending/Capita (Weekly)	\$405	\$399	\$402	\$402
% of Households with Children	27.0%	23.0%	25.3%	24.3%

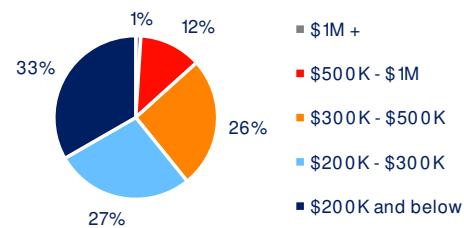
2029 Demographic Projections

Projected Population	9,007	79,201	121,726	109,148
Projected Annual Growth Rate	0.6%	0.7%	0.8%	0.8%
Projected Total Growth Rate (5-Yr)	3.2%	3.4%	3.8%	3.9%

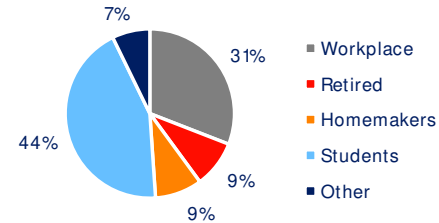
3-Mile Radius Section Detail



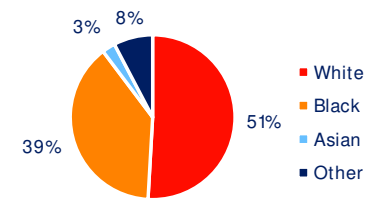
Household Income



Home Value



Daytime Population



Hispanic Origin: 4.7%
Race

BRIXMOR