

University Commons - Wilmington

Wilmington, NC

Demographic Summary Report

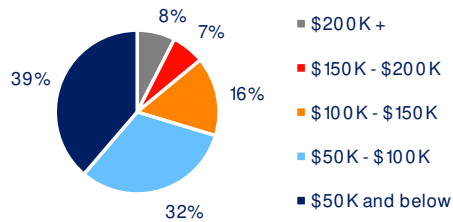
2020 Census, 2024 Estimates & 2029 Projections
Source: Synergos Technologies, Inc

Current Year Demographics	1-Mile Radius	3-Mile Radius	5-Mile Radius	10-Min Drive
Current Population	11,531	66,773	151,374	134,936
Total Daytime Population	29,294	98,069	204,814	194,217
Workplace Population	8,507	43,198	90,434	86,458
Average Household Income	\$56,323	\$89,985	\$100,403	\$97,006
Median Household Income	\$40,635	\$63,363	\$68,728	\$66,356
Total Households	4,444	29,597	66,876	59,792
Median Home Value	\$365,588	\$417,737	\$435,842	\$434,706
College (4+)	28.3%	41.6%	43.4%	42.6%
Total Consumer Spending/Capita (Weekly)	\$384	\$422	\$433	\$406
% of Households with Children	9.7%	17.7%	19.9%	19.5%

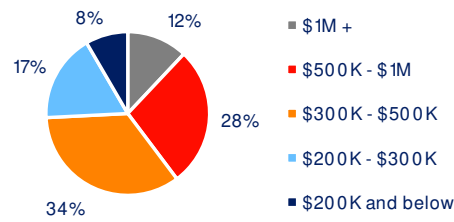
2029 Demographic Projections

Projected Population	11,711	67,325	156,598	139,407
Projected Annual Growth Rate	0.3%	0.2%	0.7%	0.7%
Projected Total Growth Rate (5-Yr)	1.6%	0.8%	3.5%	3.3%

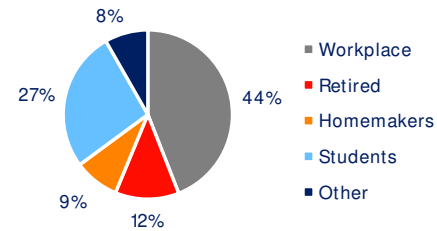
3-Mile Radius Section Detail



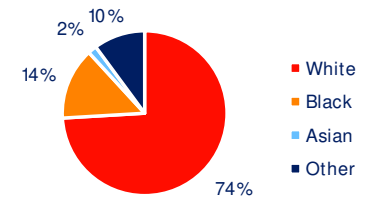
Household Income



Home Value



Daytime Population



Hispanic Origin: 9.9%
Race

