

# Valley Fair

Devon, PA

## Demographic Summary Report

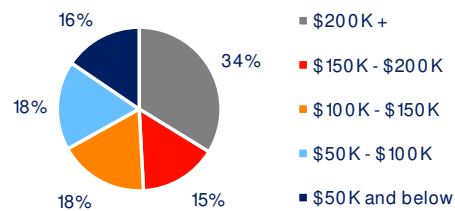
2020 Census, 2024 Estimates & 2029 Projections  
Source: Synergos Technologies, Inc

Current Year Demographics	1-Mile Radius	3-Mile Radius	5-Mile Radius	10-Min Drive
Current Population	6,577	50,558	126,100	106,445
Total Daytime Population	7,011	97,731	230,526	202,302
Workplace Population	3,858	56,828	130,160	123,927
Average Household Income	\$197,133	\$201,559	\$192,984	\$188,049
Median Household Income	\$154,618	\$147,450	\$137,788	\$136,861
Total Households	2,682	20,888	50,129	43,208
Median Home Value	\$678,460	\$731,744	\$665,119	\$663,084
College (4+)	83.2%	79.1%	71.5%	72.2%
Total Consumer Spending/Capita (Weekly)	\$526	\$523	\$521	\$523
% of Households with Children	27.1%	30.1%	29.4%	29.9%

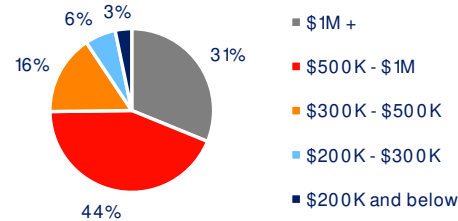
### 2029 Demographic Projections

Projected Population	6,933	52,560	131,855	111,831
Projected Annual Growth Rate	1.1%	0.8%	0.9%	1.0%
Projected Total Growth Rate (5-Yr)	5.4%	4.0%	4.6%	5.1%

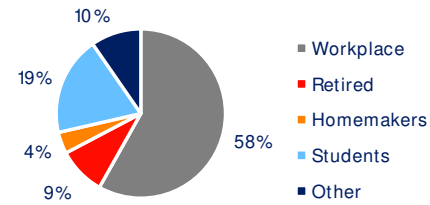
### 3-Mile Radius Section Detail



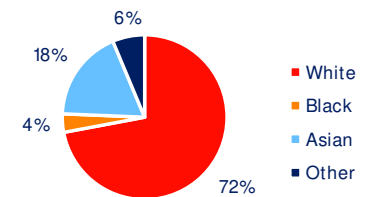
Household Income



Home Value



Daytime Population



Hispanic Origin: 3.4%  
Race