

# Venice Plaza

Venice, FL

## Demographic Summary Report

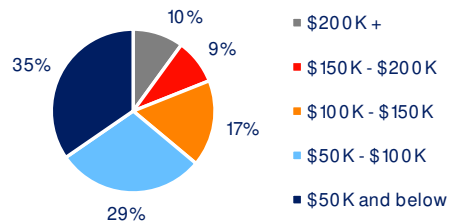
2020 Census, 2024 Estimates & 2029 Projections  
Source: Synergos Technologies, Inc

Current Year Demographics	1-Mile Radius	3-Mile Radius	5-Mile Radius	10-Min Drive
Current Population	8,485	42,109	81,542	68,900
Total Daytime Population	15,009	54,615	92,903	86,155
Workplace Population	7,320	19,325	29,015	27,952
Average Household Income	\$98,640	\$127,031	\$121,102	\$122,138
Median Household Income	\$59,506	\$71,225	\$77,841	\$75,862
Total Households	4,548	22,340	41,348	35,081
Median Home Value	\$324,919	\$418,090	\$466,439	\$437,619
College (4+)	34.0%	37.8%	38.7%	36.8%
Total Consumer Spending/Capita (Weekly)	\$451	\$462	\$464	\$457
% of Households with Children	6.9%	6.8%	9.4%	9.3%

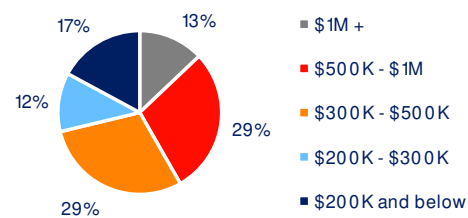
### 2029 Demographic Projections

Projected Population	7,896	42,319	85,686	71,562
Projected Annual Growth Rate	-1.4%	0.1%	1.0%	0.8%
Projected Total Growth Rate (5-Yr)	-6.9%	0.5%	5.1%	3.9%

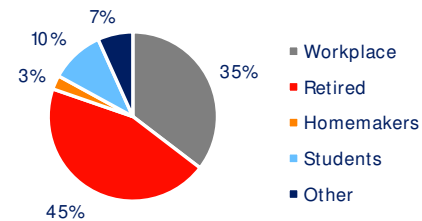
### 3-Mile Radius Section Detail



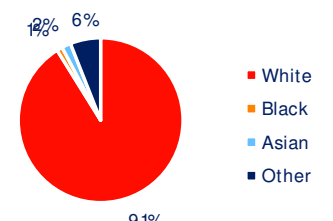
Household Income



Home Value



Daytime Population



Race

**BRIXMOR**