

Venice Shopping Center

Venice, FL

Demographic Summary Report

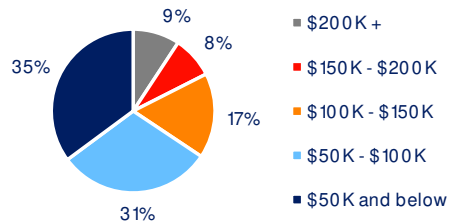
2020 Census, 2024 Estimates & 2029 Projections
Source: Synergos Technologies, Inc

Current Year Demographics	1-Mile Radius	3-Mile Radius	5-Mile Radius	10-Min Drive
Current Population	7,841	41,961	81,080	71,002
Total Daytime Population	16,770	53,433	94,807	81,331
Workplace Population	8,467	19,161	28,749	25,299
Average Household Income	\$106,998	\$119,807	\$118,080	\$118,911
Median Household Income	\$64,929	\$69,111	\$76,197	\$74,457
Total Households	4,304	21,868	41,078	36,054
Median Home Value	\$481,612	\$410,851	\$451,852	\$428,417
College (4+)	43.4%	35.8%	36.9%	35.3%
Total Consumer Spending/Capita (Weekly)	\$458	\$458	\$462	\$455
% of Households with Children	5.8%	7.7%	10.0%	9.9%

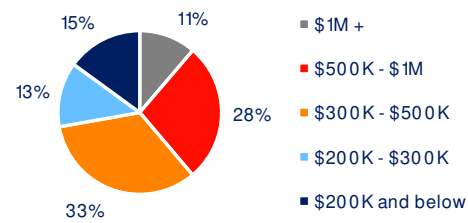
2029 Demographic Projections

Projected Population	7,192	41,952	84,404	73,323
Projected Annual Growth Rate	-1.7%	0.0%	0.8%	0.6%
Projected Total Growth Rate (5-Yr)	-8.3%	0.0%	4.1%	3.3%

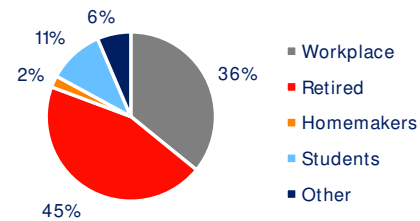
3-Mile Radius Section Detail



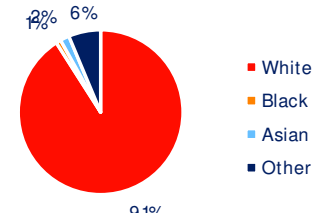
Household Income



Home Value



Daytime Population



Hispanic Origin: 5.1%
Race

BRIXMOR®