

# Venice Village

Venice, FL

## Demographic Summary Report

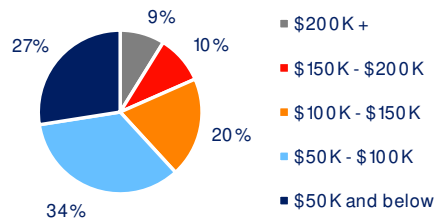
2020 Census, 2024 Estimates & 2029 Projections  
Source: Synergos Technologies, Inc

Current Year Demographics	1-Mile Radius	3-Mile Radius	5-Mile Radius	10-Min Drive
Current Population	7,187	49,679	91,893	77,556
Total Daytime Population	7,655	41,058	92,289	70,427
Workplace Population	2,052	7,664	24,098	18,727
Average Household Income	\$103,312	\$105,966	\$110,200	\$110,427
Median Household Income	\$81,999	\$80,889	\$82,538	\$82,969
Total Households	3,614	24,339	45,982	38,552
Median Home Value	\$435,847	\$468,909	\$485,601	\$480,989
College (4+)	36.6%	35.4%	39.2%	38.4%
Total Consumer Spending/Capita (Weekly)	\$460	\$462	\$466	\$458
% of Households with Children	14.7%	11.6%	9.4%	9.9%

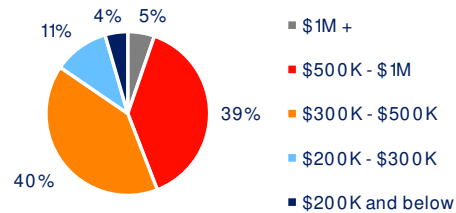
### 2029 Demographic Projections

Projected Population	7,621	52,803	96,820	82,334
Projected Annual Growth Rate	1.2%	1.2%	1.1%	1.2%
Projected Total Growth Rate (5-Yr)	6.1%	6.3%	5.4%	6.2%

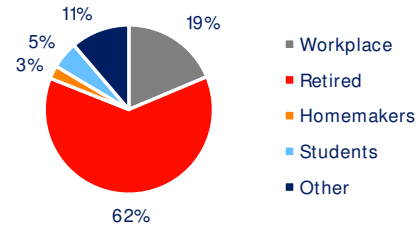
### 3-Mile Radius Section Detail



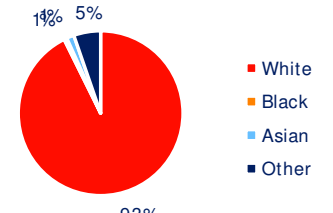
Household Income



Home Value



Daytime Population



Race  
Hispanic Origin: 4.6%

**BRIXMOR**