

# Ventura Downs

Kissimmee, FL

## Demographic Summary Report

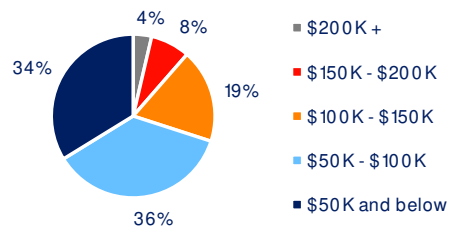
2020 Census, 2024 Estimates & 2029 Projections  
Source: Synergos Technologies, Inc

Current Year Demographics	1-Mile Radius	3-Mile Radius	5-Mile Radius	10-Min Drive
Current Population	13,607	108,634	232,842	147,723
Total Daytime Population	7,996	72,091	188,364	106,645
Workplace Population	1,214	17,409	60,796	31,060
Average Household Income	\$76,891	\$83,762	\$85,314	\$82,603
Median Household Income	\$59,696	\$68,708	\$68,300	\$67,833
Total Households	4,367	34,642	76,399	47,780
Median Home Value	\$347,013	\$366,234	\$381,357	\$369,809
College (4+)	20.0%	27.4%	28.6%	27.1%
Total Consumer Spending/Capita (Weekly)	\$416	\$423	\$426	\$418
% of Households with Children	30.6%	32.9%	34.0%	32.4%

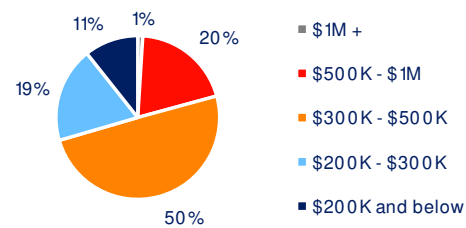
### 2029 Demographic Projections

Projected Population	13,007	110,450	239,934	151,085
Projected Annual Growth Rate	-0.9%	0.3%	0.6%	0.5%
Projected Total Growth Rate (5-Yr)	-4.4%	1.7%	3.0%	2.3%

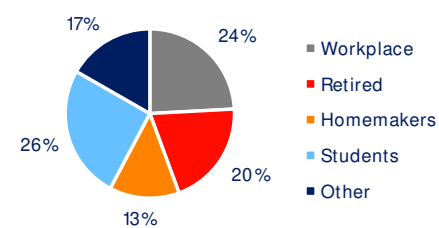
### 3-Mile Radius Section Detail



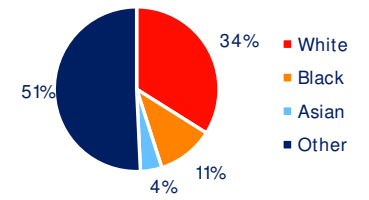
Household Income



Home Value



Daytime Population



Race

**BRIXMOR**