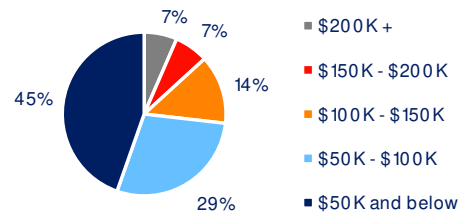


Current Year Demographics	1-Mile Radius	3-Mile Radius	5-Mile Radius	10-Min Drive
Current Population	5,385	52,918	109,676	105,192
Total Daytime Population	7,075	79,798	131,804	131,273
Workplace Population	3,696	26,796	44,494	46,423
Average Household Income	\$109,558	\$83,302	\$85,026	\$81,162
Median Household Income	\$70,535	\$56,663	\$58,802	\$55,448
Total Households	2,203	20,466	44,811	43,413
Median Home Value	\$234,426	\$171,789	\$169,892	\$166,070
College (4+)	46.7%	34.9%	35.8%	35.3%
Total Consumer Spending/Capita (Weekly)	\$432	\$419	\$420	\$423
% of Households with Children	22.0%	22.2%	19.9%	20.0%

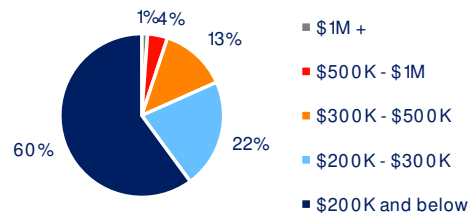
2029 Demographic Projections

Projected Population	5,336	52,458	108,920	104,539
Projected Annual Growth Rate	-0.2%	-0.2%	-0.1%	-0.1%
Projected Total Growth Rate (5-Yr)	-0.9%	-0.9%	-0.7%	-0.6%

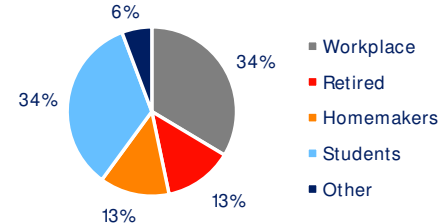
3-Mile Radius Section Detail



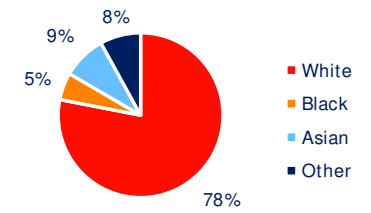
Household Income



Home Value



Daytime Population



Hispanic Origin: 5.5%
Race