

Victory Square

Savannah, GA

Demographic Summary Report

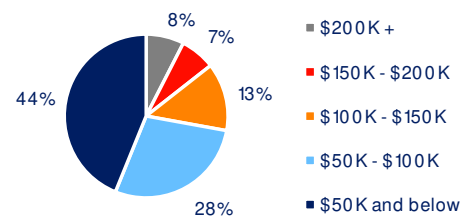
2020 Census, 2024 Estimates & 2029 Projections
Source: Synergos Technologies, Inc

Current Year Demographics	1-Mile Radius	3-Mile Radius	5-Mile Radius	10-Min Drive
Current Population	12,449	77,639	125,797	109,570
Total Daytime Population	11,065	107,879	183,935	169,430
Workplace Population	4,709	41,710	76,710	72,441
Average Household Income	\$69,327	\$88,933	\$90,060	\$86,887
Median Household Income	\$49,821	\$59,540	\$60,326	\$59,438
Total Households	4,952	32,756	50,997	44,028
Median Home Value	\$250,284	\$363,270	\$348,294	\$340,158
College (4+)	26.8%	36.0%	33.7%	33.3%
Total Consumer Spending/Capita (Weekly)	\$419	\$423	\$423	\$420
% of Households with Children	20.7%	19.9%	21.9%	21.2%

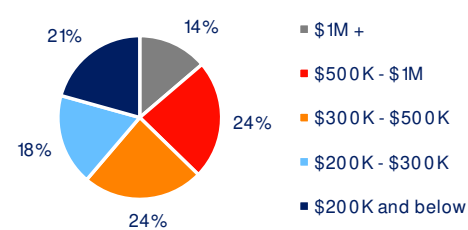
2029 Demographic Projections

Projected Population	12,638	79,386	127,955	111,560
Projected Annual Growth Rate	0.3%	0.4%	0.3%	0.4%
Projected Total Growth Rate (5-Yr)	1.5%	2.3%	1.7%	1.8%

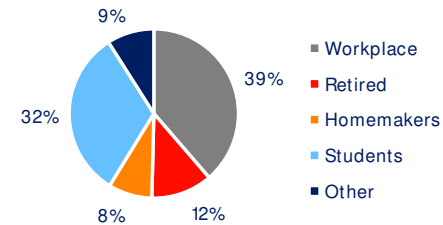
3-Mile Radius Section Detail



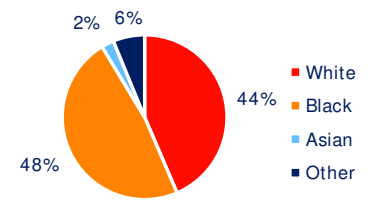
Household Income



Home Value



Daytime Population



Hispanic Origin: 4.3%
Race

BRIXMOR