

Villa Monaco

Denver, CO

Demographic Summary Report

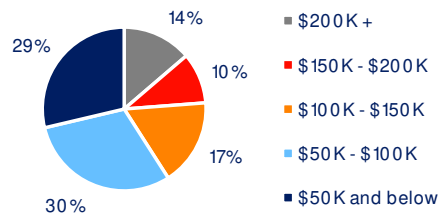
2020 Census, 2024 Estimates & 2029 Projections
Source: Synergos Technologies, Inc

Current Year Demographics	1-Mile Radius	3-Mile Radius	5-Mile Radius	10-Min Drive
Current Population	19,882	180,079	432,321	335,623
Total Daytime Population	21,142	222,895	526,970	460,497
Workplace Population	8,648	78,235	226,835	214,077
Average Household Income	\$109,445	\$121,823	\$134,174	\$136,846
Median Household Income	\$86,558	\$82,198	\$87,282	\$89,577
Total Households	8,867	83,747	199,750	158,963
Median Home Value	\$632,641	\$610,798	\$619,990	\$661,513
College (4+)	48.7%	56.4%	56.8%	60.7%
Total Consumer Spending/Capita (Weekly)	\$460	\$462	\$467	\$461
% of Households with Children	22.3%	20.7%	20.4%	20.0%

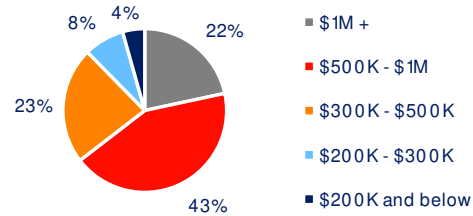
2029 Demographic Projections

Projected Population	19,528	176,627	430,647	333,616
Projected Annual Growth Rate	-0.4%	-0.4%	-0.1%	-0.1%
Projected Total Growth Rate (5-Yr)	-1.8%	-1.9%	-0.4%	-0.6%

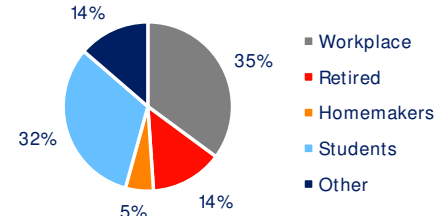
3-Mile Radius Section Detail



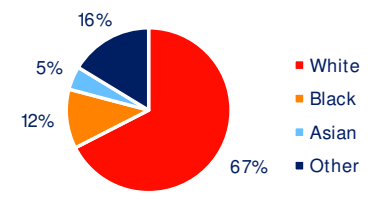
Household Income



Home Value



Daytime Population



Hispanic Origin: 15.5%
Race

BRIXMOR