

Village at Mira Mesa

San Diego, CA

Demographic Summary Report

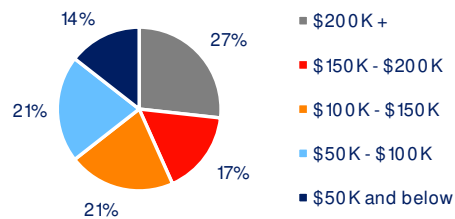
2020 Census, 2024 Estimates & 2029 Projections
Source: Synergos Technologies, Inc

Current Year Demographics	1-Mile Radius	3-Mile Radius	5-Mile Radius	10-Min Drive
Current Population	30,328	105,065	232,770	114,934
Total Daytime Population	25,518	177,017	382,341	195,041
Workplace Population	7,722	89,460	177,519	101,091
Average Household Income	\$145,964	\$163,321	\$189,674	\$156,332
Median Household Income	\$124,407	\$131,887	\$150,281	\$128,358
Total Households	9,814	33,895	78,633	38,092
Median Home Value	\$908,186	\$1,099,125	\$1,393,068	\$1,084,706
College (4+)	45.5%	54.0%	64.0%	53.6%
Total Consumer Spending/Capita (Weekly)	\$520	\$527	\$538	\$520
% of Households with Children	29.9%	31.3%	34.5%	31.7%

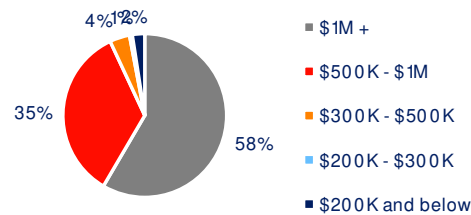
2029 Demographic Projections

Projected Population	31,367	108,139	239,650	118,044
Projected Annual Growth Rate	0.7%	0.6%	0.6%	0.5%
Projected Total Growth Rate (5-Yr)	3.4%	2.9%	3.0%	2.7%

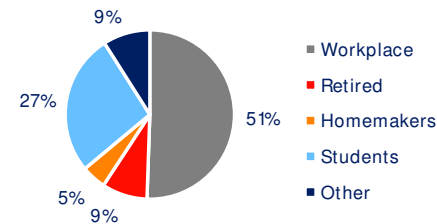
3-Mile Radius Section Detail



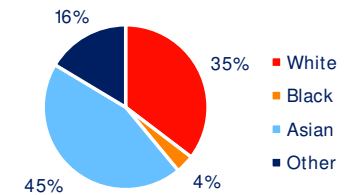
Household Income



Home Value



Daytime Population



Hispanic Origin: 14.3%
Race