

Village at Newtown

Newtown, PA

Demographic Summary Report

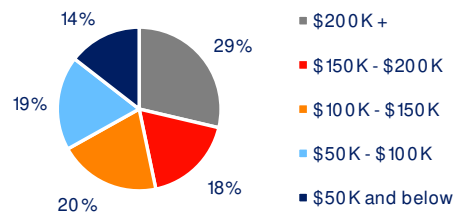
2020 Census, 2024 Estimates & 2029 Projections
Source: Synergos Technologies, Inc

Current Year Demographics	1-Mile Radius	3-Mile Radius	5-Mile Radius	10-Min Drive
Current Population	7,225	41,654	104,736	76,869
Total Daytime Population	18,128	59,728	127,042	96,614
Workplace Population	5,214	18,613	47,244	32,642
Average Household Income	\$189,555	\$179,169	\$189,361	\$186,355
Median Household Income	\$147,505	\$141,684	\$145,685	\$142,454
Total Households	2,850	16,179	39,115	28,872
Median Home Value	\$747,799	\$658,703	\$671,428	\$673,432
College (4+)	68.9%	61.7%	59.4%	60.3%
Total Consumer Spending/Capita (Weekly)	\$553	\$550	\$553	\$548
% of Households with Children	32.0%	30.4%	30.0%	29.9%

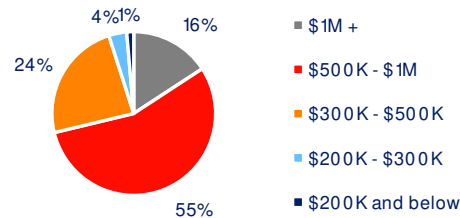
2029 Demographic Projections

Projected Population	7,197	41,362	104,092	76,238
Projected Annual Growth Rate	-0.1%	-0.1%	-0.1%	-0.2%
Projected Total Growth Rate (5-Yr)	-0.4%	-0.7%	-0.6%	-0.8%

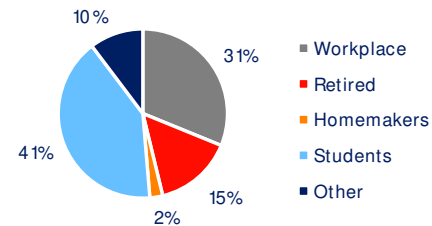
3-Mile Radius Section Detail



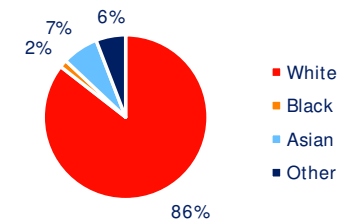
Household Income



Home Value



Daytime Population



Race