

# Village Square Shopping Center

Larchmont, NY

## Demographic Summary Report

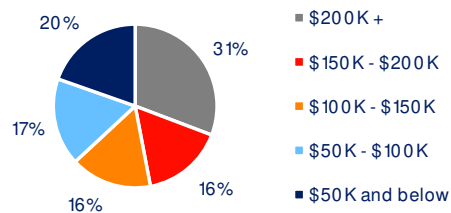
2020 Census, 2024 Estimates & 2029 Projections  
Source: Synergos Technologies, Inc

Current Year Demographics	1-Mile Radius	3-Mile Radius	5-Mile Radius	10-Min Drive
Current Population	19,117	107,506	276,755	281,728
Total Daytime Population	18,213	98,959	258,189	266,430
Workplace Population	5,170	29,746	73,678	76,106
Average Household Income	\$288,737	\$233,143	\$230,780	\$206,730
Median Household Income	\$171,061	\$140,032	\$138,657	\$119,702
Total Households	7,131	38,427	101,014	102,145
Median Home Value	\$921,189	\$868,367	\$805,554	\$756,504
College (4+)	68.7%	56.9%	58.5%	51.9%
Total Consumer Spending/Capita (Weekly)	\$634	\$617	\$618	\$617
% of Households with Children	39.2%	34.3%	32.1%	31.3%

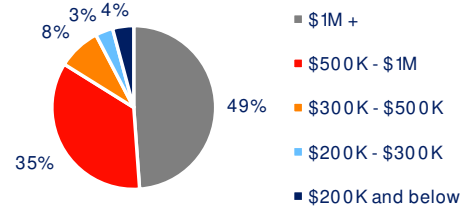
### 2029 Demographic Projections

Projected Population	18,837	111,385	282,367	286,880
Projected Annual Growth Rate	-0.3%	0.7%	0.4%	0.4%
Projected Total Growth Rate (5-Yr)	-1.5%	3.6%	2.0%	1.8%

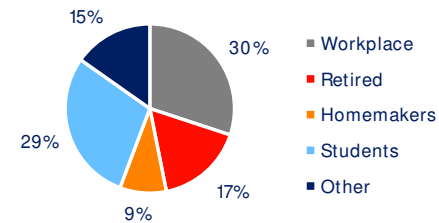
### 3-Mile Radius Section Detail



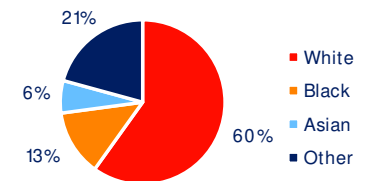
Household Income



Home Value



Daytime Population



Hispanic Origin: 22.5%  
Race