

Village West

Allentown, PA

Demographic Summary Report

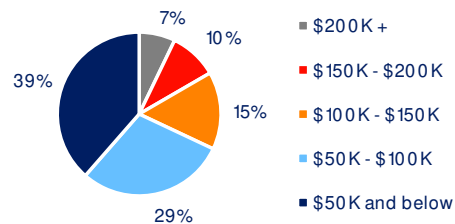
2020 Census, 2024 Estimates & 2029 Projections
Source: Synergos Technologies, Inc

Current Year Demographics	1-Mile Radius	3-Mile Radius	5-Mile Radius	10-Min Drive
Current Population	11,239	108,047	229,052	178,112
Total Daytime Population	14,353	133,719	250,312	203,100
Workplace Population	4,188	66,056	109,852	95,802
Average Household Income	\$126,990	\$92,140	\$94,068	\$92,864
Median Household Income	\$96,413	\$65,062	\$67,871	\$66,443
Total Households	4,176	40,656	86,660	66,430
Median Home Value	\$428,455	\$345,325	\$331,431	\$336,000
College (4+)	51.6%	30.4%	29.0%	28.4%
Total Consumer Spending/Capita (Weekly)	\$485	\$455	\$458	\$466
% of Households with Children	27.9%	28.0%	28.4%	28.8%

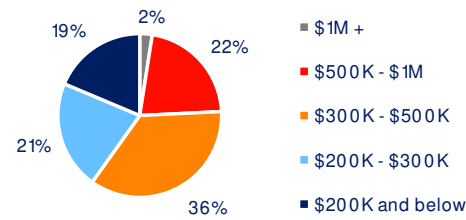
2029 Demographic Projections

Projected Population	11,446	110,516	233,149	181,819
Projected Annual Growth Rate	0.4%	0.5%	0.4%	0.4%
Projected Total Growth Rate (5-Yr)	1.8%	2.3%	1.8%	2.1%

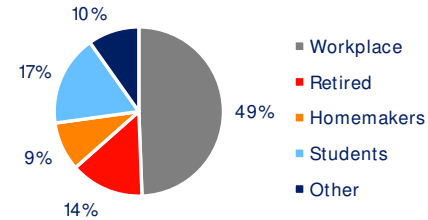
3-Mile Radius Section Detail



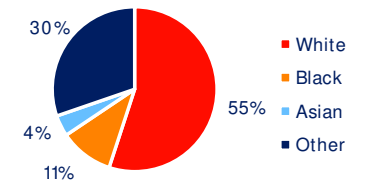
Household Income



Home Value



Daytime Population



Race
Hispanic Origin: 37.8%