

# Vineyards at Chateau Elan

Braselton, GA

## Demographic Summary Report

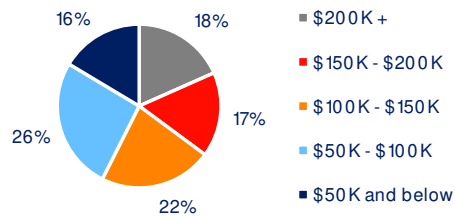
2020 Census, 2024 Estimates & 2029 Projections  
Source: Synergos Technologies, Inc

Current Year Demographics	1-Mile Radius	3-Mile Radius	5-Mile Radius	10-Min Drive
Current Population	2,374	27,275	65,598	72,746
Total Daytime Population	2,038	25,732	54,296	63,759
Workplace Population	898	8,748	16,897	20,122
Average Household Income	\$156,885	\$143,500	\$132,539	\$133,819
Median Household Income	\$133,337	\$115,481	\$109,556	\$111,408
Total Households	774	9,569	22,073	24,062
Median Home Value	\$549,649	\$532,586	\$486,170	\$490,688
College (4+)	43.0%	42.5%	38.9%	39.3%
Total Consumer Spending/Capita (Weekly)	\$470	\$464	\$458	\$465
% of Households with Children	39.3%	36.5%	38.0%	38.9%

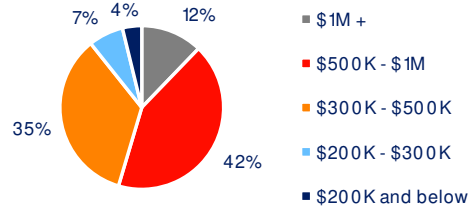
### 2029 Demographic Projections

Projected Population	2,681	33,236	80,243	88,683
Projected Annual Growth Rate	2.5%	4.0%	4.1%	4.0%
Projected Total Growth Rate (5-Yr)	12.9%	21.9%	22.3%	21.9%

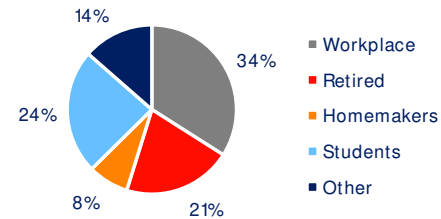
### 3-Mile Radius Section Detail



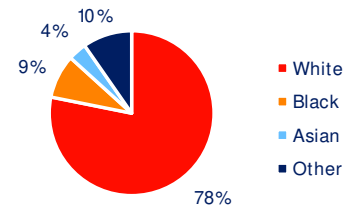
Household Income



Home Value



Daytime Population



Hispanic Origin: 9.9%  
Race

**BRIXMOR®**