

Walkkill Plaza

Middletown, NY

Demographic Summary Report

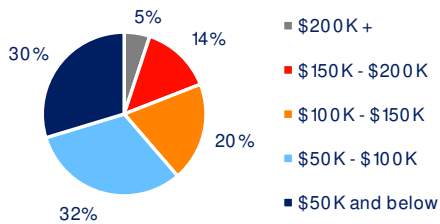
2020 Census, 2024 Estimates & 2029 Projections
Source: Synergos Technologies, Inc

Current Year Demographics	1-Mile Radius	3-Mile Radius	5-Mile Radius	10-Min Drive
Current Population	7,438	51,145	70,637	73,051
Total Daytime Population	14,879	72,343	97,236	98,554
Workplace Population	9,707	38,295	46,601	48,245
Average Household Income	\$89,465	\$97,276	\$103,947	\$105,412
Median Household Income	\$75,397	\$80,740	\$83,658	\$84,609
Total Households	3,072	18,560	25,698	26,584
Median Home Value	\$363,151	\$345,912	\$370,226	\$374,430
College (4+)	19.0%	22.5%	25.5%	25.9%
Total Consumer Spending/Capita (Weekly)	\$509	\$512	\$517	\$511
% of Households with Children	26.8%	28.9%	28.9%	28.9%

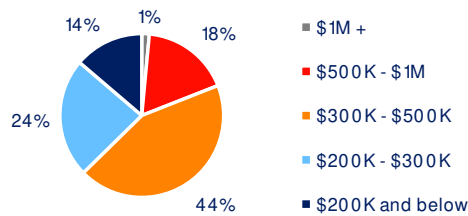
2029 Demographic Projections

Projected Population	7,711	53,558	73,302	75,622
Projected Annual Growth Rate	0.7%	0.9%	0.7%	0.7%
Projected Total Growth Rate (5-Yr)	3.7%	4.7%	3.8%	3.5%

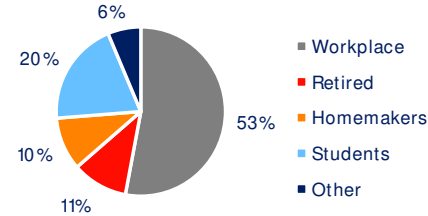
3-Mile Radius Section Detail



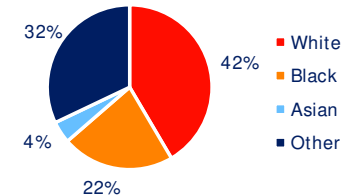
Household Income



Home Value



Daytime Population



Race